

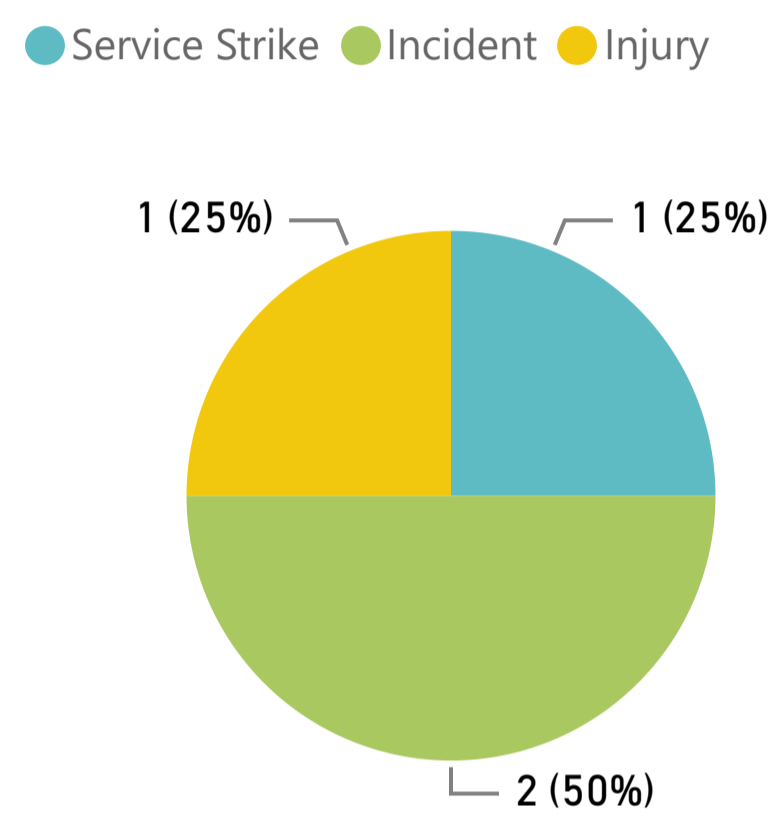
Summary

| Type | Planned | Actual |
|------------------------|----------|----------|
| Audits | 0 | 0 |
| CoCP | 4 | 4 |
| Health & Safety | 3 | 3 |
| Quality Assurance | 1 | 1 |
| Safety Commitment | 1 | 1 |
| Senior Management Tour | 0 | 0 |
| Total | 9 | 9 |

Incident and Injury Measures

| Measure | Target | Value |
|-------------------------------|--------|--------|
| Accident Frequency Rate | 0.10 | 0.000 |
| Accident Severity Rate | 1.00 | 0.559 |
| Incident Weighted Index | 0.10 | 0.041 |
| Lost Time Weighted Index | 0.05 | 0.011 |
| Safety Observation Index | 30.00 | 53.000 |
| Service Strike Weighted Index | 0.15 | 0.068 |

Classifications



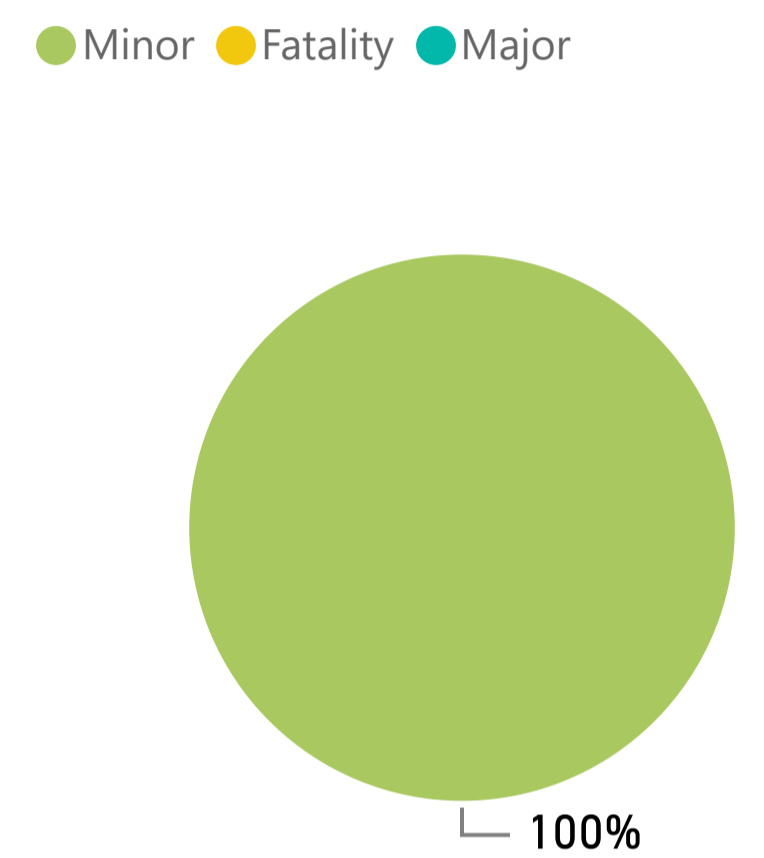
Incident and Injury

Classification by Contractor

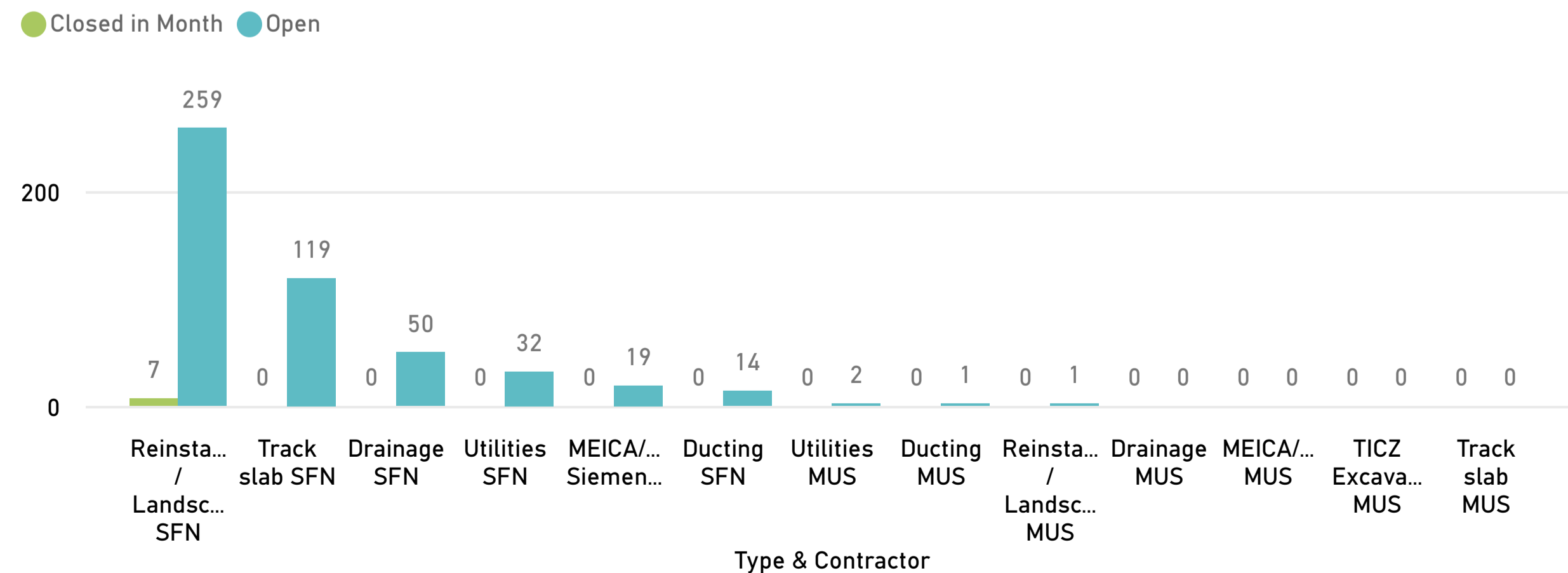
| Injury | MUS | SFN | Siemens | Total |
|------------------------|----------|----------|----------|----------|
| Dangerous Occurrence | 0 | 0 | 0 | 0 |
| Environmental Incident | 0 | 0 | 0 | 0 |
| Injury Over 7 Days | 0 | 0 | 0 | 0 |
| Injury Under 7 Days | 0 | 1 | 0 | 1 |
| Member of Public | 0 | 0 | 0 | 0 |
| Other | 0 | 2 | 0 | 2 |
| Road Traffic Accident | 0 | 0 | 0 | 0 |
| Service Damage | 0 | 1 | 0 | 1 |
| Total | 0 | 4 | 0 | 4 |

| Incident | MUS | SFN | Siemens | Total |
|------------------------------|----------|----------|----------|----------|
| Major | 0 | 0 | 0 | 0 |
| Minor | 0 | 2 | 0 | 2 |
| Near Miss / Unsafe Condition | 0 | 2 | 0 | 2 |
| Serious / Significant | 0 | 0 | 0 | 0 |
| Total | 0 | 4 | 0 | 4 |

Injury Breakdown



Quality



Code of Construction

