


















**Key**

**Tram Stops & Substations**

Not Started	
Civils	
E&M	
Testing & Commissioning	
Complete	

**Tram Line**

Not Started	
Enabling Works	
Utilities	
Excavation	
Drainage & Formation Level	
Drainage/Ducting	
Track works	
Carriageway works	
OLE Install	
Power	
Signalling	
Cable Pulling	
Testing & Commissioning	