

Mapping of Emergency and Community Food Provision

Report by The Diffley Partnership
30 September 2024

From many voices to smart choices



Contents

Executive Summary	4
What types of food services do organisations run in Edinburgh?	4
Who are these for and how do they access?	5
Where in the city?	5
What are the risks to this provision?	6
What needs to happen?	6
What could help?	7
1. Context.....	8
1.1 Policy background	8
1.2 Stakeholders	9
1.3 Purpose of commission	10
1.4 Stages of research.....	10
1.5 Online survey.....	11
2. Food Provision in Edinburgh.....	13
2.1 Overview of provision.....	13
Types of provision.....	15
Geographical coverage of provision	22
2.2 Food boxes or parcels	25
Sourcing and selection	25
Access	25
2.3 Food banks	26
Sourcing and selection	26
Access	27
2.4 Food pantries	28
Sourcing and selection	28
Access	30
2.5 Hot or cold meals.....	32
Sourcing and selection	32
Access	32
3. Areas for Development	35

3.1 Key dependencies	35
3.2 Reaching Edinburgh residents.....	36
Target groups	36
Languages.....	37
3.3 Developing services	38
Priorities for Menu for All events	38
Nutrition	38
Hygiene	39
Climate Action.....	41
3.4 Capturing data on food provision.....	42
3.5 Connecting to wider support provision	43
Non-food related supports.....	43
Challenges	43
Suggested improvements	46
4. Conclusions	48
Evidence-based decision making.....	48
Developing services	49
Services connecting with each other.....	50
Sustainable funding.....	51
Up-stream approach	52
Next steps following this research	53
Appendix A- Survey questions and results.....	54
Appendix B: Survey respondents	78
Types of organisation.....	78
Funding.....	79
Workforce	80
Appendix C: Ward population estimates	82
Appendix D: Locations of food banks and food pantries.....	83

Executive Summary

This commission is the first part of Edinburgh’s Cash-First programme of work, funded by Scottish Government for the implementation of: [Cash-First – towards ending the need for food banks in Scotland](#) (2023), which outlines that:


“By strengthening availability, coordination and access to cash-first support now, we can help get money into people's pockets when they face crisis, backed up by advice and support to help maximise their incomes and prevent the crisis happening again. These actions will help make food banks the last port of call in an emergency and are a key step towards achieving our longer-term ambition.”

An online survey was completed by **38** organisations operating emergency and community food provisions within the City of Edinburgh.

What types of food services do organisations run in Edinburgh?



5 organisations provide **13** food boxes or parcel service services.



18 organisations provide **39+** meal services.



10 organisations provide **21** food banks in total.

A food bank provides emergency food support and is intended to support a household over a crisis period.



17 organisations provide **26** food pantries in total.

A community food pantry is usually set up to offer affordable food to a community and may run on a subscription or membership basis. The aim is to help low-income households benefit from healthy, low-cost food.

Who are these for and how do they access?



Of the 38 organisations, **30** target 'anyone in a crisis'.



18 organisations operate food services 4+ days a week.

With minimal provision at the weekends.

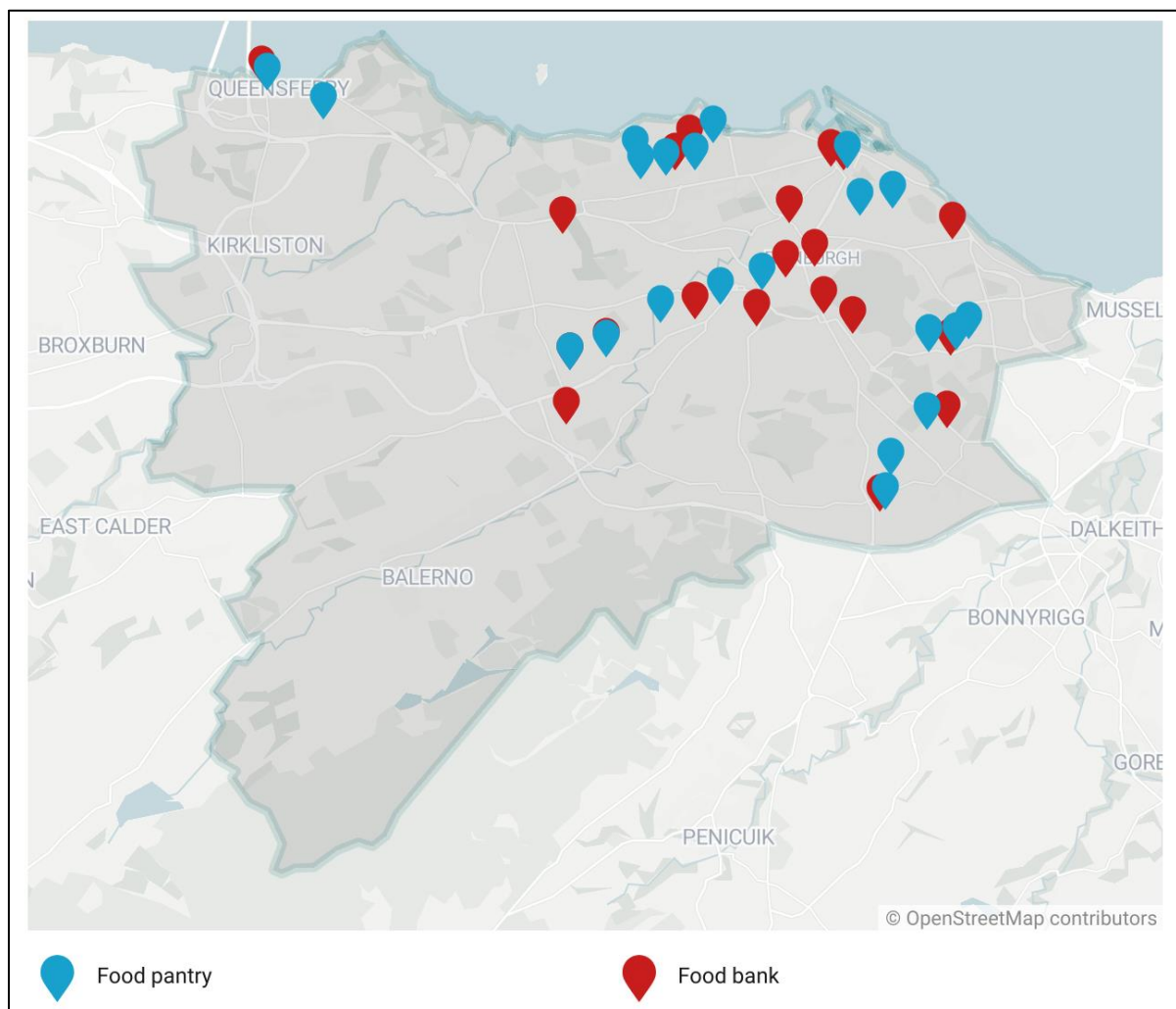


Food boxes or parcels and meals usually 'open access'.

Food pantries also have membership models.

Food banks have a higher instance of referrals than other types of provision.

Where in the city?



What are the risks to this provision?



Funding

- Only 5 of the 38 organisations have funding in place for all planned services for 2025/2026.
- 11 of the 38 have no funding for 2025/2026 confirmed at present.



Supply chains

- Most are utilising food donations from various organisations e.g. through FareShare.
- Items for distribution or to create meals will vary week to week.



Workforce

- Organisations rely on a mix of paid and unpaid staff.
- Staff and volunteers will have to be adaptable to different sources, and different items. In addition, there was evidence of providers purchasing items, presumably at cost price, from retail.
- Keeping up to date on what additional support is available to signpost or refer people to is a challenge.

What needs to happen?



Evidence-based decision making

- Building on the findings from this report.
- Working together to standardise data.
- Understanding need.



Developing services

- Ensuring services with dignity at their heart.
- Working together to ensure more weekend provision.
- Improving language options for people whose first language is not English.



Services connecting to each other

- Utilise existing resources to help providers support people.
- Tap into developments to create hubs and consider provision in areas or natural neighbourhoods of the city.



Sustainable funding

- Encourage funders to avoid a short-term outlook.
- Explore models including social enterprise and reciprocity.



Up-stream approaches

- Take part in wider initiatives of anti-poverty networks.

What could help?

The Menu for All network is an opportunity for food providers to communicate with each other regularly and collaborate on solutions. As well as regular networking sessions, online forums, knowledge sharing sessions, a training provision would be valuable.

1. Context

The Edinburgh-based, independent research agency Diffley Partnership bid through a competitive process to inform up-to-date knowledge of emergency and community food provision across Edinburgh. This chapter explains the context of this commission and the contents of this report.

1.1 Policy background

This commission is the first part of Edinburgh's Cash-First programme of work, funded by Scottish Government for the implementation of: [Cash-First - towards ending the need for food banks in Scotland \(2023\)](#), which outlines that:

“By strengthening availability, coordination and access to cash-first support now, we can help get money into people's pockets when they face crisis, backed up by advice and support to help maximise their incomes and prevent the crisis happening again. These actions will help make food banks the last port of call in an emergency and are a key step towards achieving our longer-term ambition.”

Locally, Edinburgh's strategy: [Ending Poverty Related Hunger in Edinburgh strategy \(2023\)](#) forms part of the city's response to the [Edinburgh Poverty Commission's call to end poverty in Edinburgh](#). It recognises that ending poverty related hunger needs action to tackle the root causes of poverty, across all seven areas identified by the Commission. Furthermore, access to nutritious, affordable food has an important role in reducing inequalities in health and wellbeing.

The vision is that no one in Edinburgh needs to go hungry due to a lack of money, and that:

- When people fall into food crisis, Edinburgh networks aim to give a cash first approach. Cash first refers to cash grants for people experiencing food crisis through statutory and third sector programmes, and to income maximisation and money advice services which aim to help prevent future need.
- Where emergency food provision is needed, people can access wider and holistic support (outlined above) in ways that are safe, dignified, respectful, and prevent future need.
- Community food initiatives are available in all parts of Edinburgh and build people's wellbeing, improve skills and confidence, and help people access the supports they need to get by. This includes community meals, community cafes and food markets, cook clubs, cooking and nutrition courses, and skills development support.
- Services and support are accessible and consistent across the city.

Their evidence shows that the key drivers of food insecurity are income crisis in a household caused by a problem accessing adequate social security benefits.

low pay and insecure work, the costs of housing, problem debt, and the rising cost of living.

The strategy contains connected actions (see figure 1.1).

Figure 1.1: Actions from Ending Poverty Related Hunger in Edinburgh strategy



1.2 Stakeholders

Edinburgh’s strategy: [Ending Poverty Related Hunger in Edinburgh strategy](#) (2023) aligns with the [Council Business Plan](#) (2023 to 2027) and the [Edinburgh Partnership Community Plan for 2022-28](#) which drives partnership-wide actions needed to end poverty. These include actions to ensure people have enough money to live on, can access work, learning and training opportunities, and have a good place to live.

Therefore, stakeholders for this work include:

- City of Edinburgh Council.
- Edinburgh Community Food.
- Edinburgh Health and Social Care Partnership.
- EVOC (Edinburgh Voluntary Organisations Council).
- NHS Lothian.

Stakeholders are working together to ensure that citizens find it easy and dignified to access:

- Good quality, affordable, nutritious food.
- Support to develop skills, and knowledge to buy, store and cook healthy food.
- Advice and support on income maximisation, benefits, housing, employment.
- Advice and support on the cost of living.

Emergency and community food provision is one part of anti-poverty efforts involving public and third sector organisation. Examples include:

- EVOC: Voluntary Sector Forums and small area networks across Edinburgh.
- Edinburgh Advice Network.
- Cash First Project Group.
- Edinburgh Advice Partnership.
- Edinburgh End Poverty Network of Networks.
- End Poverty Edinburgh Citizens Group.

- Food Dignity Group.
- Menu for All.

Menu for All (a network led by Edinburgh Community Food) launched in October 2023. This commissioned research is a key opportunity to expand the network and increase partnership working and collaboration.

1.3 Purpose of commission

Commissioners of this research wanted to build on from the [Review of welfare rights and debt advice services in Edinburgh](#) (2022), which provided a valuable overview of this key part of the support infrastructure.

Stakeholders were interested in gathering data to understand emergency and community food provision including:

- Providers in Edinburgh - who, how they were funded and how they work?
- Provision in Edinburgh - what is provided and who can access it?
- How does provision correspond to need?
- How holistic is the service provision currently?
- How simple and streamlined are processes for seeking and getting support?

The broad types of crisis responses and food-related support which is in scope for the research were:

- Cash first responses such as grants, bursaries, Scottish Welfare Fund, energy tokens, food vouchers, etc.
- Getting food in a crisis, e.g. when the person or household doesn't have money to buy food in the short term (over the next week), which may be provided along with supports, including income maximisation.
- Ongoing access to low-cost food (as above, which may be provided along with supports, including income maximisation).
- Community gatherings or groups where cooking together or a shared meal are included.
- Support to learn about food, cooking, budgeting.

1.4 Stages of research

Stages of research were agreed at project inception. These were designed to ensure the final outputs were informed by the input of stakeholders, an online survey and events and discussions. Table 1.1 shows these stages, their details and timings from Spring to Autumn 2024.

Table 1.1: Research stages

Stages	Input	Timing
Matrix of data fields of desired information to collect about emergency and community food provision in Edinburgh.	Informed by: <ul style="list-style-type: none"> • Diffley Partnership research in preparation for this proposal. • Briefing meeting with Cash First Project group. • Stakeholder session. 	April-May 2024
Online survey: <ul style="list-style-type: none"> • Finalising survey sections, variables and routing. • Scripting, testing, finalisation. • Monitoring responses. 	Survey testing possible with cooperation of service providers. Survey promoted through direct contacts of partners and through email communication and snowballing.	June- July
Reporting.	Informed by: <ul style="list-style-type: none"> • Initial data analysis of open and closed questions. • Presentation and feedback to Cash First Project event 22 August. • Facilitated Next Steps session with partners 5 September. 	End July- start September

1.5 Online survey

The starting point for survey design was developing a matrix of desired information about the provision. Consideration was given to the scope and the degree of detail to include. The matrix was then converted into survey variables with questions and answers. A mix of survey question types were included- single choice, multiple choice, scales and open text questions.

The decision was taken to ask for one response per organisation for all their provision, rather than requesting organisations to complete a survey for each provision. This was mainly to minimise burden on research participants and to ensure the request for participation was as clear and straightforward as possible. Designing one survey for all provisions by each organisation necessitated routing design. Routing means respondents are directed to applicable questions and sections according to their prior answers.

Researchers input and generated survey completion links through the online software Survey Monkey. The survey was tested, with stakeholders giving feedback on the survey questions, ease of completion, challenges and time to complete. Final adjustments were made by the researchers prior to launch.

See Annex A for final survey questions. Potential respondents were also directed to Information for Participants and a Privacy Notice.

The commissioning partners used the [Crisis Support Edinburgh Guide](#) to identify providers, held in-person meetings with providers and distributed the initial request for participation to 25 organisations. Through correspondence, these 25 organisations suggested a further 15 organisations to take part. In total, the client directly distributed the request to 35 organisations and issued reminders. In addition, the survey was promoted through informal networks by word of mouth and online communication methods. The commissioners and researchers were not directly involved in that further promotion. As such it is not possible to establish the population frame for the survey, that is to say how many organisations provide emergency and community food services in Edinburgh and were eligible to respond. It is hoped that this research, sharing its outputs and the new network will encourage any food providers to be involved and take part in future research and activities.

Provisions were made to assist any participants who would prefer Diffley Partnership to fill the survey out on their behalf, by phone, or in person. This provision was not taken up by any participants and all responses were through the online survey.

The survey included questions to find out about the organisations responding to this survey. Appendix B contains survey results about types of organisations, their funding and their workforce.

2. Food Provision in Edinburgh

This chapter includes findings on emergency and community food provision in Edinburgh, informed by the survey to providers in summer 2024.

An overview of this provision is described, aided by graphs, tables and maps. Then, more results are included on each type of provision: food boxes or parcels, food banks, food pantries and hot or cold meal provision.

2.1 Overview of provision

For the 38 organisations, provision is either by themselves, or in partnership with other organisations (see Figure 2.1).

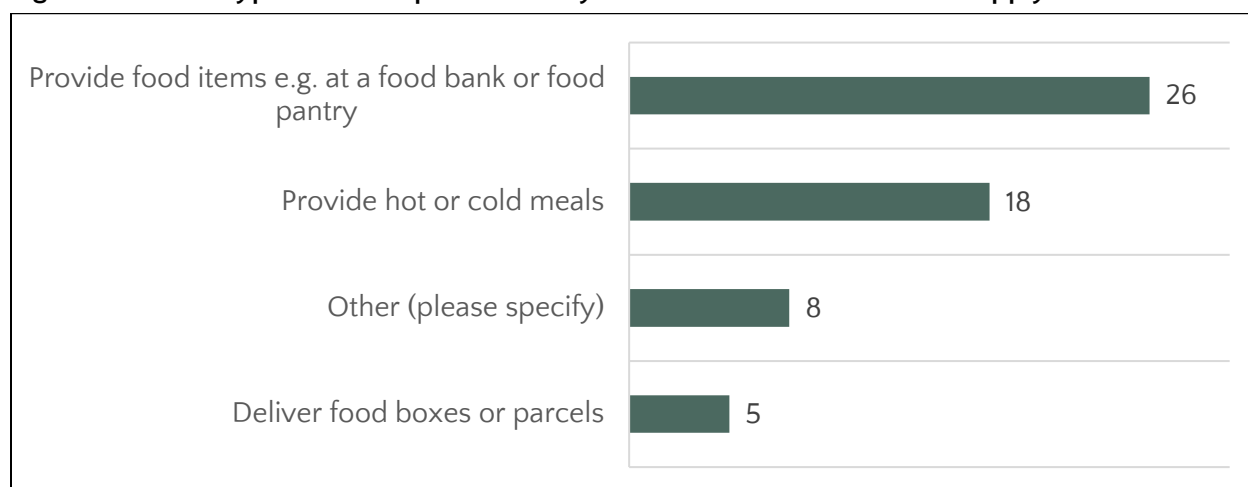
Figure 2.1: Please let us know how your organisation provides emergency and/or community food?



Base: All (38)

Most provide food items, e.g. at a food bank or food pantry (Figure 2.2). The second most common provision type is hot or cold meals, whilst five deliver food boxes or parcels. Answers for ‘other’ did include some descriptions which could be classified as provision of meals or food items (see table 2.1).

Figure 2.2: What type/s of food provision do you offer? Please select all that apply.



Base: All (38)

Table 2.1: Descriptions of ‘other’ provision outwith provision types.

Organisation	‘Other’ provision
Richmond Café Project	<ul style="list-style-type: none"> • Cafe space, providing free soup in the winter months.
Edinburgh Community Food	<ul style="list-style-type: none"> • Supplying of food and meals to pantries and community cafes. • Take & Make DIY meals kits (paid/subsidised/free). • Supplying of meals for community fridges/freezers. • Running city-wide food crisis responses to the Ukraine crisis and Covid-19. • Provision of kitchen and cooking items and equipment, recipes and cook-along videos. • Work with wider community bodies was also highlighted, such as the provision of growing kits for schools, training around food and nutrition, hygiene and allergen awareness, and fruit and vegetable stalls in hospitals.
Tynecastle High School	<ul style="list-style-type: none"> • Free breakfast club.
The Salvation Army	<ul style="list-style-type: none"> • Pet food bank.
Bethany Christian Trust	<ul style="list-style-type: none"> • A mobile food van which goes around the city five lunch times a week and every evening. It has a route which stops at various points in the city, and lunchtime sandwiches and hot drinks are offered. At night, hot soup and rolls and hot drinks are available.

Action Party	<ul style="list-style-type: none"> • A community fridge which has similarities to a food bank or a pantry but is mainly focused on reducing waste. • A Friday Cafe which provides cakes and snacks rather than hot or cold meals.
Strengthening Communities for Race Equality Scotland - SCOREScotland	<ul style="list-style-type: none"> • A community fridge open to everyone.
Edinburgh NE Foodbank (Leith Pantry)	<ul style="list-style-type: none"> • A community pantry- members choose the food they want from the shelves. The pantry is stocked with top-quality food including fresh fruit and veg, frozen and chilled food, meat and dairy products, and long-life tinned and packaged food for a weekly membership of £5.

Types of provision

Tables 2.2 - 2.5 provide an overview of access to the food service provisions detailed by organisations.

The tables include information relating to 99 emergency and community food services, of these:

- 5 food boxes or parcel providers (providing 13 services).
- 17 food pantry providers (providing 26 food pantries).
- 10 food bank providers (providing 21 food banks).
- 18 food meal providers (providing at least 39 meal services).

It is worth noting that one provider of food pantries operates a service in the Midlothian area. This is open to anyone who needs to access emergency food. As this is outwith the city boundary this has not been included in calculations of provision within the City of Edinburgh area.

Table 2.2: Food boxes or parcels

Provider	Number of services	Days of week							Regularity	Access			Residence		
		M	T	W	T	F	S	S		Open access	Self-referral	Referral from another body	Anywhere in Edinburgh	Certain areas of Edinburgh	Close proximity to a location
Spartans Community Foundation	4				x				Once weekly, Every week	x				x	
Empty Kitchens Full Hearts	1		x	x	x	x			Twice weekly every week	x	x	x	x		
SE Edinburgh Foodbank	1	x							Every week			x		x	
Edinburgh Community Food	6	x	x	x	x	x			Every week	x	x	x	x		
Social Bite	1				x				Every week	x	x	x			x

Table 2.3: Food pantries

Provider	Number of services	Days of the week							Access				Residence			
		M	T	W	T	F	S	S	Open access	Self-referral	Referral from another body	Member-ship	Anywhere in Edinburgh	Anywhere within or outwith Edinburgh	Certain areas of Edinburgh	Close proximity to a location
Community One Stop Shop	1		x	x	x	x						x				x
Richmond Cafe Project	1				x				x							x
Community Alliance Trust	1				x	x						x				x
Community Renewal Trust	2			x	x					x					x	
The Ripple Project	1			x						x	x	x				x
Spartans Community Foundation	4				x				x						x	
The Salvation Army	1					x			x						x	
Hibernian Community Foundation	1			x					x				x			
Gracemount Primary School	1				x				x							x
Dalmeny Kirk and Queensferry Parish Churches	2	x	x	x	x	x			x							x
Community Renewal Trust	1			x								x			x	

Provider	Number of services	Days of the week							Access				Residence			
		M	T	W	T	F	S	S	Open access	Self-referral	Referral from another body	Member-ship	Anywhere in Edinburgh	Anywhere within or outwith Edinburgh	Certain areas of Edinburgh	Close proximity to a location
Cyrenians - Community Pantries	5	x	x	x	x	x			x		x	x	x			
Edinburgh North East Foodbank	1	x	x	x	x	x					x				x	
SHRUB Coop	1		x	x	x	x	x		x					x		
The Welcoming Association	1				x					x		x				
Fresh Start	1	x	x	x		x				x			x			
St. Salvador's Scottish Episcopal Church	1			x					x						x	

Table 2.4: Food banks

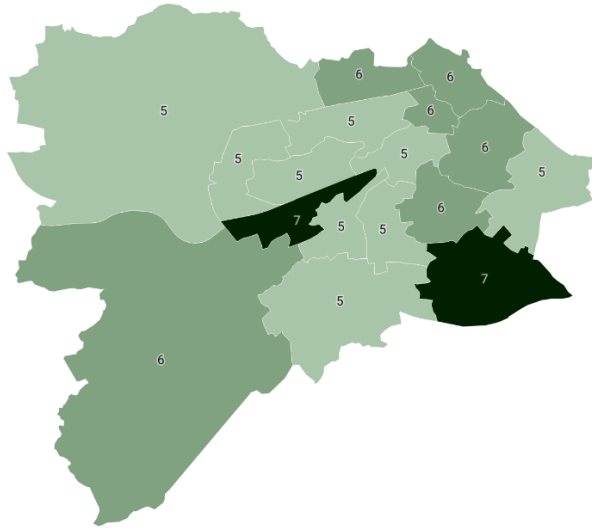
Provider	Number of services	Days of week							Access				Residence			
		M	T	W	T	F	S	S	Open access	Self-referral	Referral from another body	Membership	Anywhere in Edinburgh	Anywhere within or outwith Edinburgh	Certain areas of Edinburgh	Close proximity to a location
Community One Stop Shop	1		x	x	x	x						x				x
SE Edinburgh Foodbank	1	x	x		x						x				x	
Edinburgh Old Town Development Trust	1	x	x	x	x	x			x					x		
Edinburgh Food Project - Community hub	1		x		x	x					x			x		
Edinburgh Food Project - Foodbank and Money Advice Service	6	x	x	x	x	x					x			x		
Tynecastle High School	1	x	x	x	x	x			x				x			
Edinburgh City Mission	6		x	x	x	x					x			x		
Edinburgh North East Foodbank - Edinburgh North East Foodbank and Leith Pantry	1	x	x	x	x	x					x				x	
St. Salvador's Scottish Episcopal Church	1			x					x						x	
Holy Trinity Church of Scotland, Edinburgh	1		x							x						x

Table 2.5: Meals (* Two organisations with multiple services did not provide a specific number, this must at least be 2)

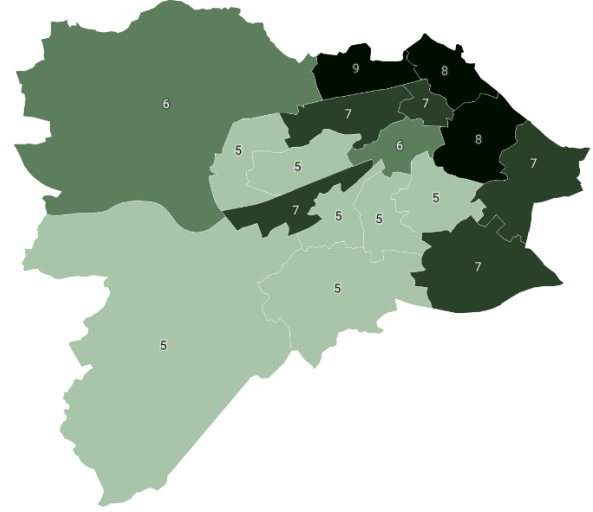
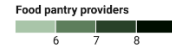
Provider	Number of services*	Days of week							Access			Residence		
		M	T	W	T	F	S	S	Open access	Self-referral	Referral from another body	Anywhere in Edinburgh	Anywhere in/outwith Edinburgh	Close proximity to a location
Community One Stop Shop	2	x	x	x	x	x		x	x					x
Community Alliance Trust	1				x	x								x
The Ripple Project	1	x	x	x	x	x			x				x	
Central Church	1	x	x						x				x	
SCOREscotland	1					x			x	x	x		x	
Space @ the broomhousehub	9	x	x	x	x	x	x		x				x	
Soul Food Edinburgh	7	x	x		x	x		x	x				x	
Edinburgh Old Town Development Trust	1		x						x				x	
Church of St John the Evangelist	1	x							x				x	
Hibernian Community Foundation	3		x	x	x	x			x				x	
Edinburgh Community Food	2								x	x	x	x		
Social Bite	2+*	x	x	x	x	x			x				x	
Dalmeny Kirk and Queensferry Parish Churches	1	x		x	x				x			x		
P's and G's Church	1						x		x				x	
Fresh Start	1		x			x			x			x		
Mustard Seed Edinburgh	1					x			x				x	
Holy Trinity Church of Scotland, Edinburgh	2		x	x	x	x			x				x	
Cyrenians - Cook school	2+*	x	x	x	x					x	x		x	

Figure 2.3: Service provision, by type

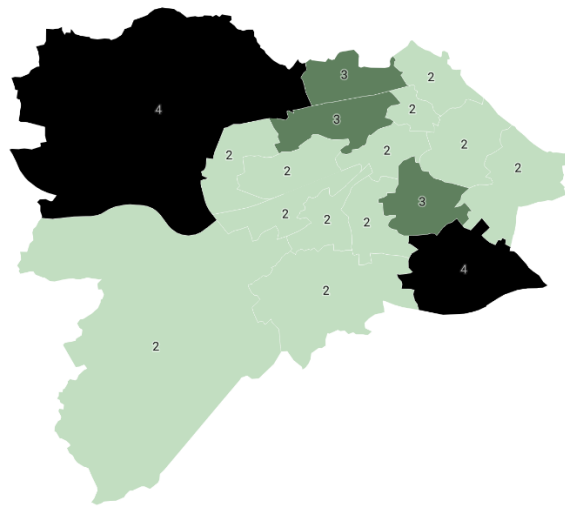
Provision of Food Banks



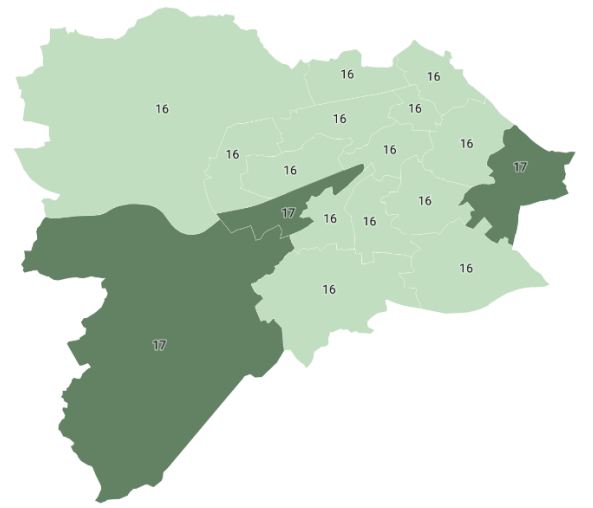
Provision of Food Pantries



Provision of Food Boxes



Provision of Meal Services



Geographical coverage of provision

The organisations who responded to the survey provided information on residents' eligibility for their emergency and community food provision and whether this eligibility was only for residents within certain areas of the city. In figure 2.3 maps are shown for each of the four types of food provision- food banks, food pantries, food boxes and meals and including the same map boundaries to correspond to wards.¹ For each ward the number of these providers who would make their services available to residents of that ward are shown (also see Appendix C for population estimates of each ward).

Looking at the ward coverage across each map shows:

- As a resident in Liberton/ Gilmerton or in Sighthill/ Georgie you can access food banks by 7 of the food bank providers. Whereas this drops to access to 5 for other wards, such as Portobello/ Craigmillar.
- As a resident of Forth you can access food pantries by 9 of the organisations providing food pantries. Whereas you can only access food pantries by 5 of the organisations if you live in wards including Southside/Newington.
- As a resident in Almond or Liberton/ Gilmerton, you can access food boxes provided by 4 organisations, but this drops to food boxes provided by 2 organisations for most other wards in the city.
- If you live in Pentland Hills and Portobello/ Craigmillar, you can access meals provided by 17 organisations, and this is 16 for those living in any other ward.

The service providers who indicated their food provision did not have residence restrictions depending on where people live in Edinburgh include:

- 5 food bank providers (of 10 food bank providers).
- 6 food pantry providers (of 17 food pantry providers).
- 2 food box providers (of 5 food box providers).
- 16 meal service providers (of 18 meal service providers).

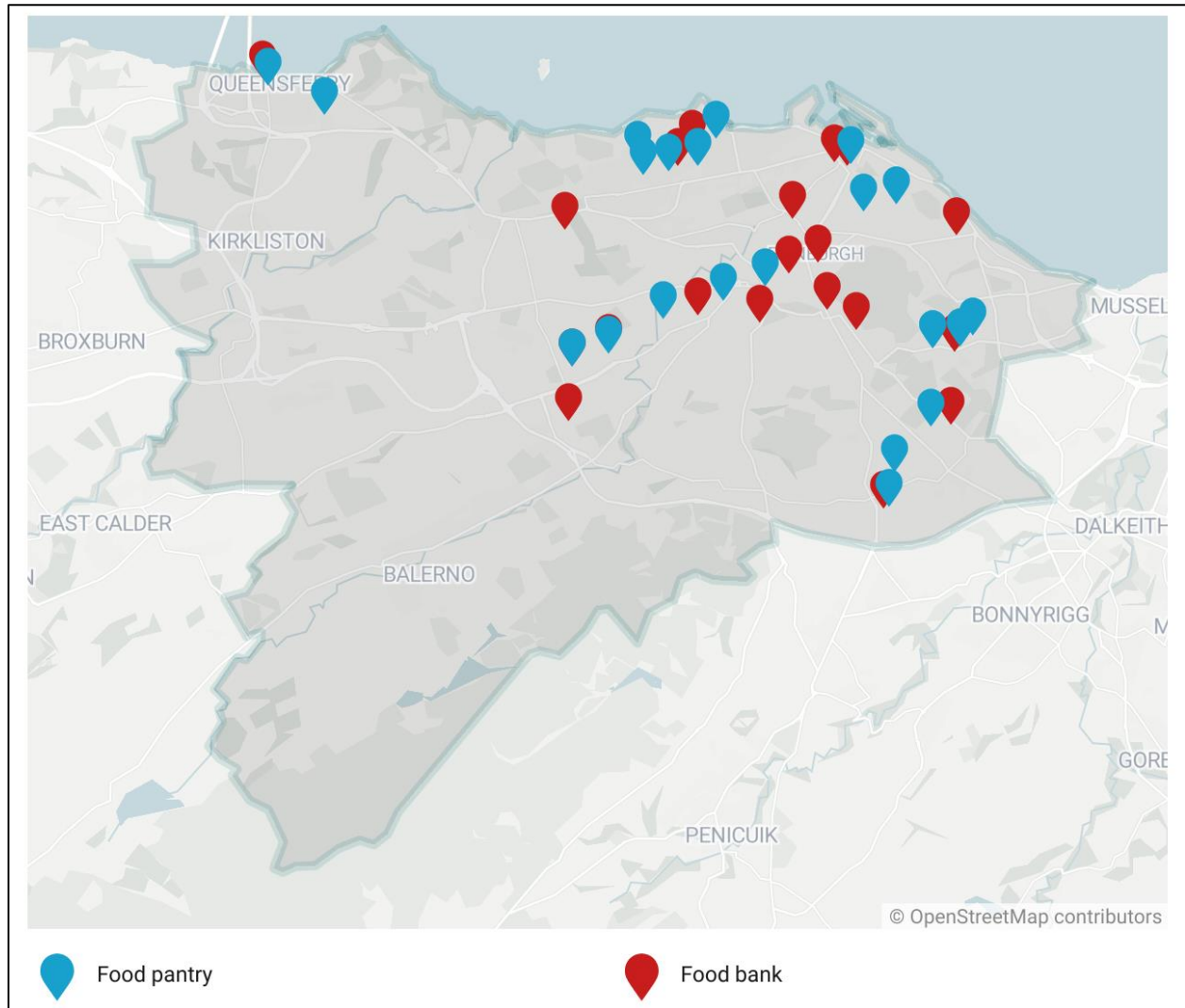
It is important to note that just because an organisation provides services which could be accessed by residents of any ward, does not mean that residents of any ward would travel to another ward to access their services.

As food pantries and food banks are fixed physical locations, it was helpful to map where these are situated throughout the city. Figure 2.4 includes a map of the city with the location of the food banks and food pantries referenced by service providers in response to the online survey. Postcodes were manually searched for and then plotted on this map (see Appendix D for

¹ [Your locality, ward and community council – The City of Edinburgh Council](#)

postcodes). Two food pantries are pop-ups in various locations like primary schools, so were not included. The map shows the distribution of these food banks and food pantries is largely within central and east parts of the city, with another cluster in South Queensferry.

Figure 2.4: Food bank and food pantry locations in Edinburgh



The postcode locations sourced were matched to the Scottish Index of Multiple Deprivation (SIMD) look-up file, to determine the level of relative deprivation of each location.² Figure 2.5 includes the map of the city with the location of food banks and pantries referenced by service providers within the survey and a key with their correspondence to SIMD quintile.³ SIMD1 includes the most deprived 20% of data zones (areas of roughly equal population).⁴ SIMD is an area-based

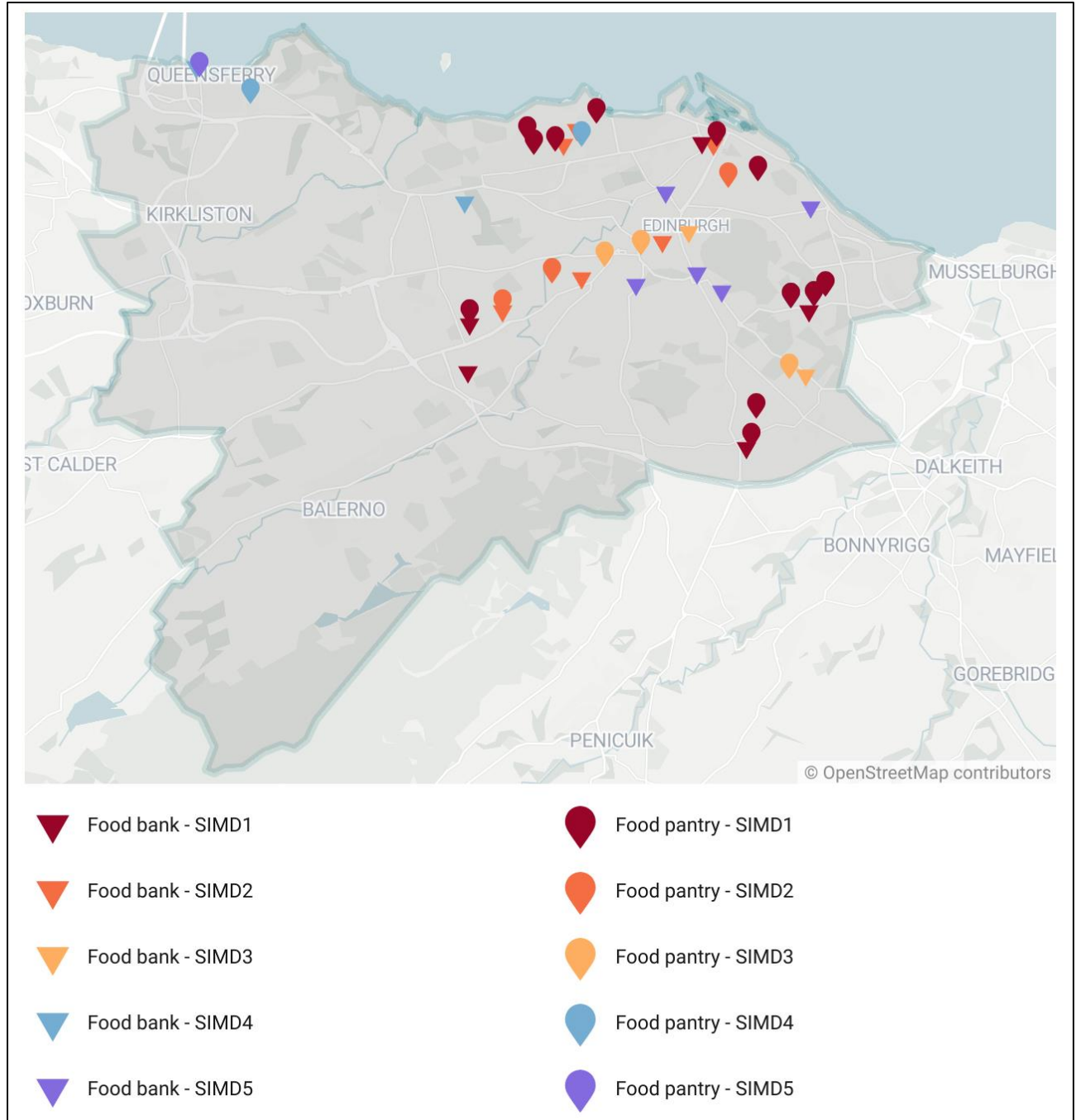
² <https://www.gov.scot/publications/scottish-index-of-multiple-deprivation-2020v2-postcode-look-up/>

³ For an SIMD map of City of Edinburgh see- [SIMD in the City of Edinburgh Council area \(simd.scot\)](http://simd.scot)

⁴ [How SIMD was made - Scottish Index of Multiple Deprivation 2020: introduction - gov.scot \(www.gov.scot\)](http://www.gov.scot)

measure of relative deprivation: not every person in a highly deprived area will themselves be experiencing high levels of deprivation.⁵

Figure 2.5: Food bank and food pantry locations in Edinburgh, by SIMD quintile



⁵ Scottish Index of Multiple Deprivation 2020 – gov.scot (www.gov.scot)

2.2 Food boxes or parcels

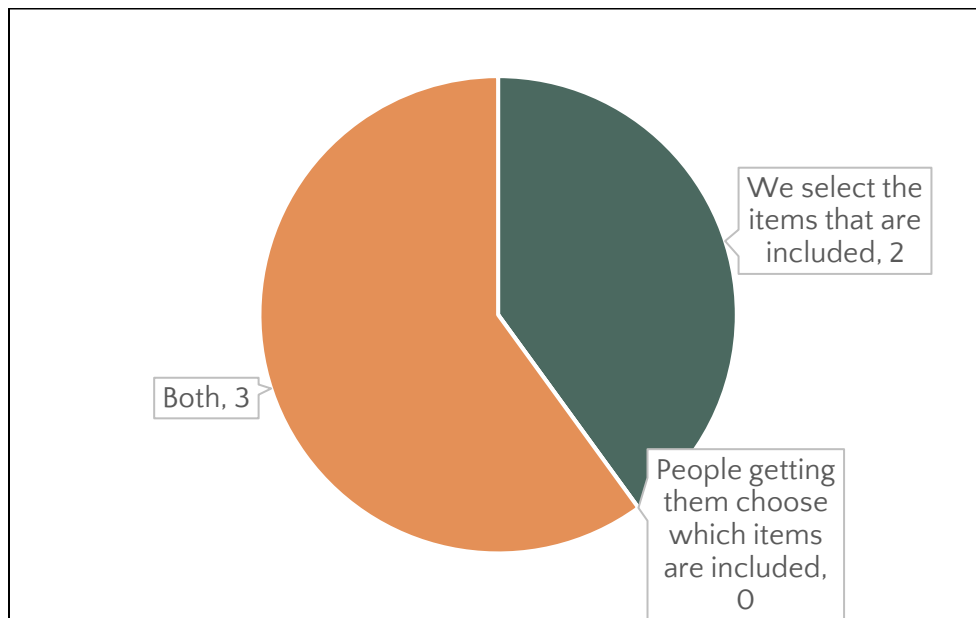
Five survey respondents provide food box or parcel delivery services, delivering a total of 13 services.

Sourcing and selection

When describing sourcing of items there were a couple of references to particular organisations- Fareshare and Baillie Gifford. Most survey responses describe that they are a range of sources as donations. Sources can include local growers, local suppliers, consortium buyers, wholesalers and retailers.

None have people exclusively selecting their own items that are included in the boxes or parcels. The most common arrangement is a combination of selection by the providers and choice by the recipients (see Figure 2.6).

Figure 2.6: Who selects the items for the boxes or parcels?



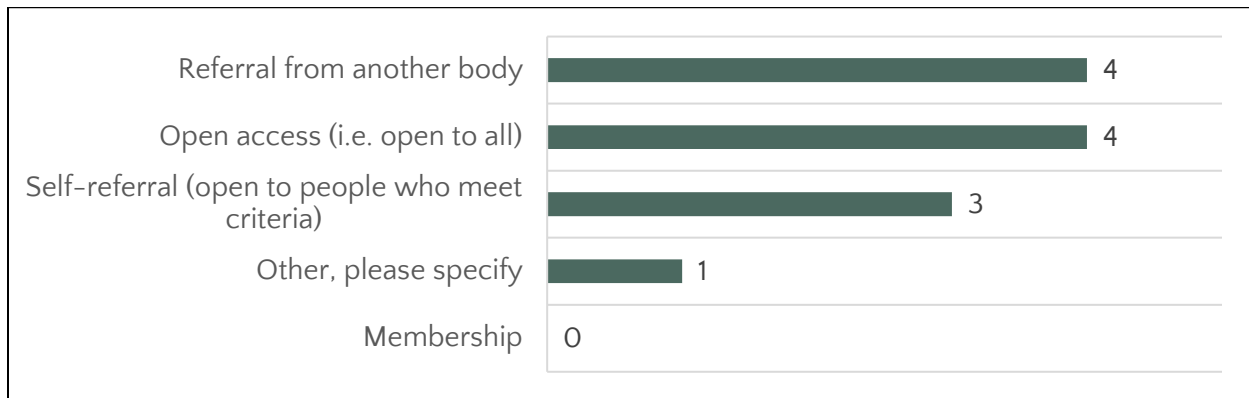
Base: Those who provide food boxes or parcels (5).

Access

Access is most commonly through referral from another body, or open to all (Figure 2.7).

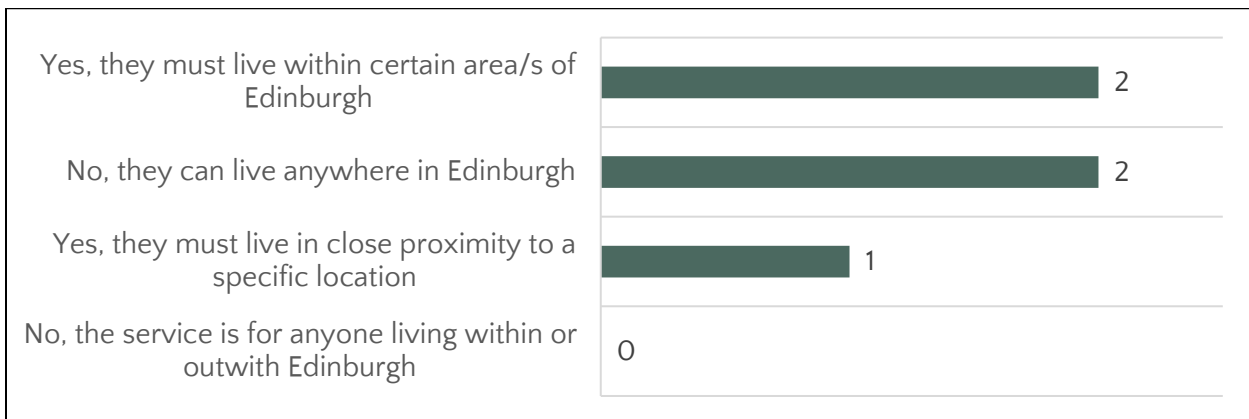
None of the providers give food boxes or parcels to anyone no matter where they live (Figure 2.8). Some had stipulations about living in Edinburgh or living in certain areas of Edinburgh.

Figure 2.7: How do people access the boxes/ parcels? Please select all that apply.



Base: Those who provide food boxes or parcels (5).

Figure 2.8: Do people accessing these have to live within certain areas of Edinburgh?



Base: Those who provide food boxes or parcels (5).

2.3 Food banks

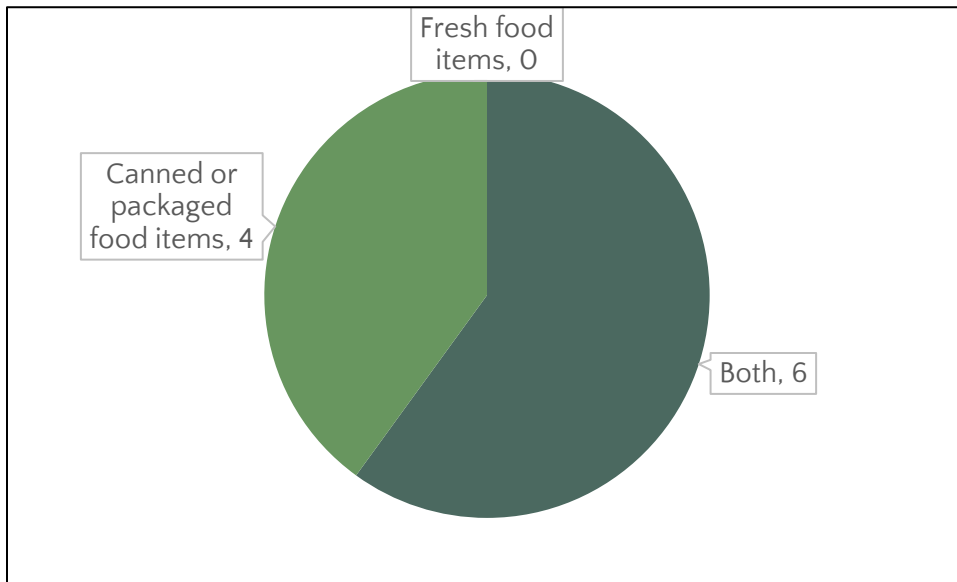
A food bank provides emergency food support and is intended to support a household over a crisis period.

Ten survey respondents delivered a total of 21 food banks across the city.

Sourcing and selection

No food banks exclusively provide fresh food items (Figure 2.9). Six offer canned goods along with fresh food items ('both'), while the remaining four organisations provide only canned or packaged food items.

Figure 2.9: What items do you provide?



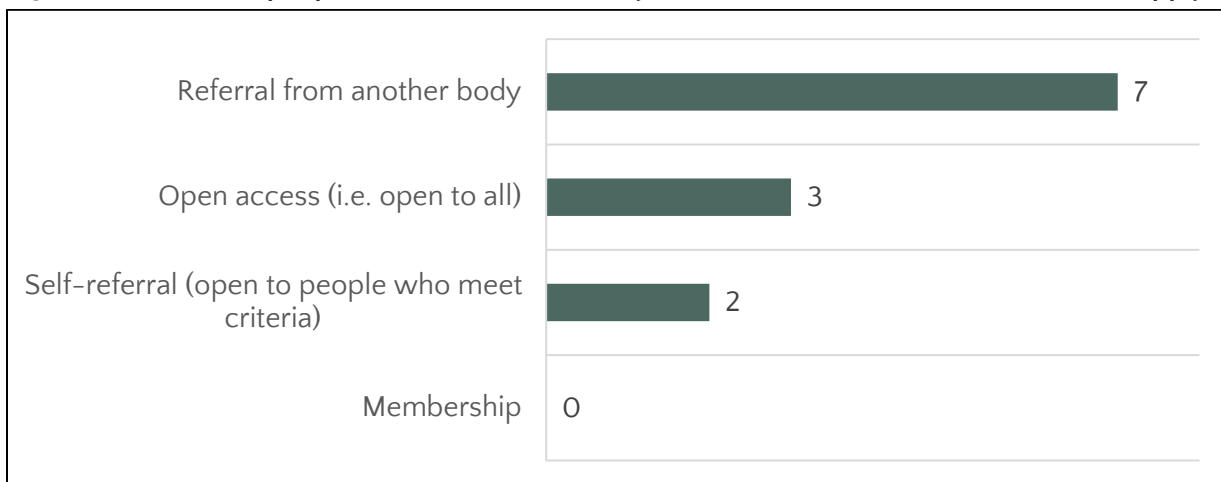
Base: Those who have a food bank service (10).

In response to a later open-text question, one organisation discussed the impact of inadequate resources at foodbanks, leading to a decrease in the food/sundries available to service users.

Access

Access is most commonly through referral from another body (Figure 2.10). Three are open access (i.e. open to all) while two operate a self-referral scheme (open to people who meet specific criteria). One organisation selecting 'other' uncovered another potential category for access—explaining that only families of students to their high school were eligible.

Figure 2.10: How do people access food items for your food bank/s? Please select all that apply.

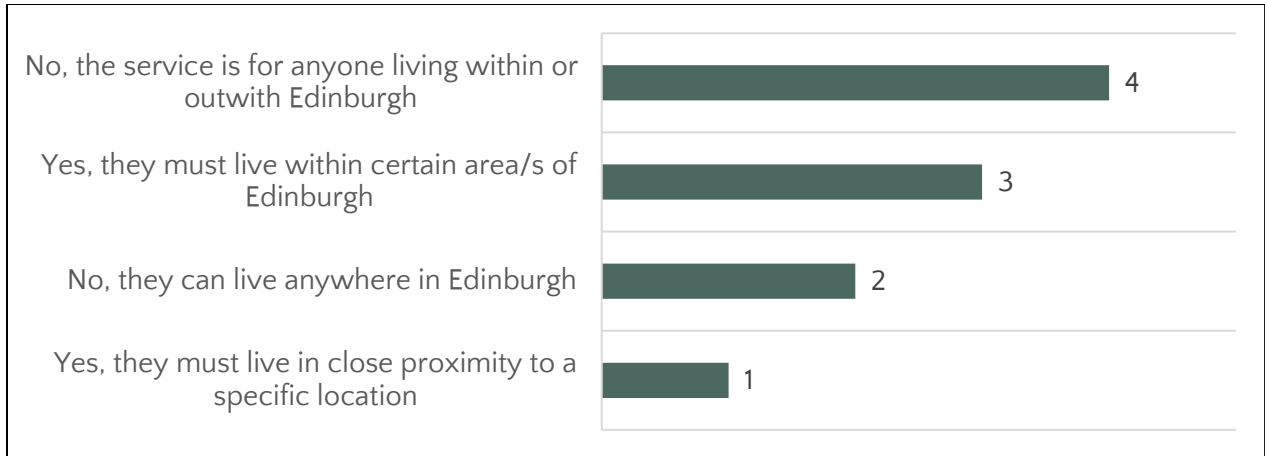


Base: Those who have a food bank service (10),

Note that referral from other body adjusted to include respondent selecting 'other' and specifying referral from another body in their response.

The organisations providing a food bank service have varying requirements for geographic access (Figure 2.11).

Figure 2.11: Do people accessing these have to live within certain areas of Edinburgh?



Base: Those who have a food bank service (10).

2.4 Food pantries

A community food pantry is usually set up to offer affordable food to a community and may run on a subscription or membership basis. The aim is to help low-income households benefit from healthy, low-cost food.

17 organisations provided survey responses relating to 26 food pantries across Edinburgh.

Sourcing and selection

All offer both fresh food items and canned or packaged food items.

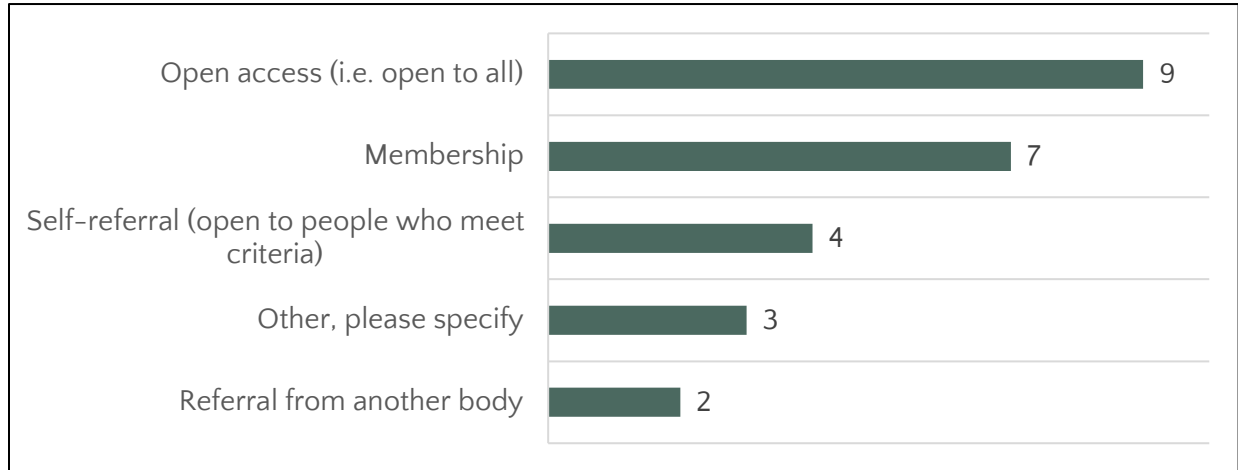
Sources of items for their pantries include:

- FareShare, most common source.
- Cyrenians, a source for several.
- Providers explain they receive excess food that would otherwise go to waste – via Neighbourly (a community investment platform) and Olio (a food sharing app).
- Supermarkets, bakeries, and Cash and Carries mentioned including– M&S, Costco and Baynes and Co-Op.
- Baillie Gifford.

Access

Those organisations operating at least one food pantry have various access requirements for the service (Figure 2.12). Most common is open access, open to all. Membership models are also popular.

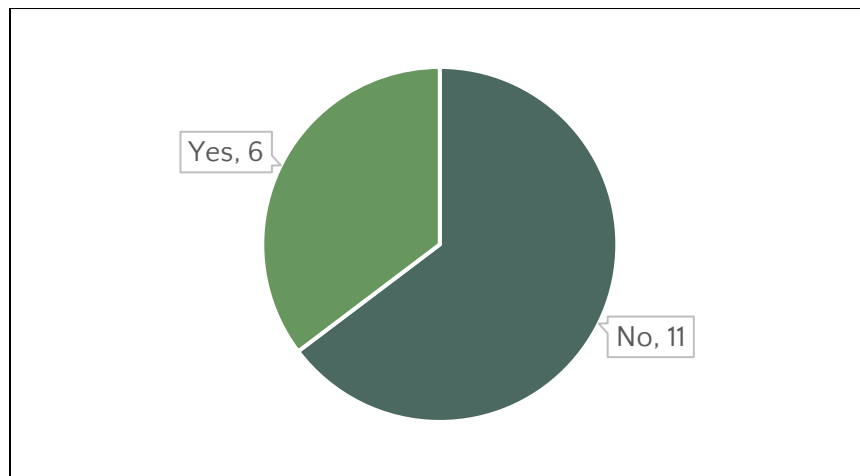
Figure 2.12: How do people access? Please select all that apply.



Base: Those who have a food pantry service (17).

Most organisations providing a food pantry service do not have a maximum number of people who can access the pantry (Figure 2.13). Overall, 11 do not have a maximum number of people, while six organisations implement a maximum number of people allowed. The maximum number of people permitted access ranges from 25 to 250 and has an average of 96 people across the six organisations who impose a limit.

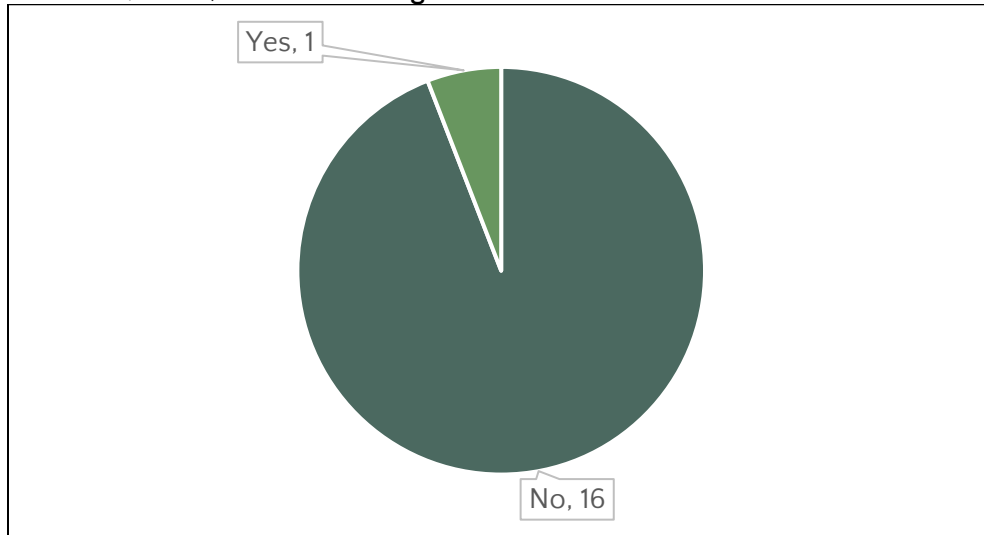
Figure 2.13: Do you have a maximum number of people who can access your pantry?



Base: Those who have a food pantry service (17).

The vast majority of organisations providing a food pantry service also do not limit the length of time a person can access the service (Figure 2.14). Indeed, only one organisation limits access and this allows those in need to access the service twice per month, for however many months they require.

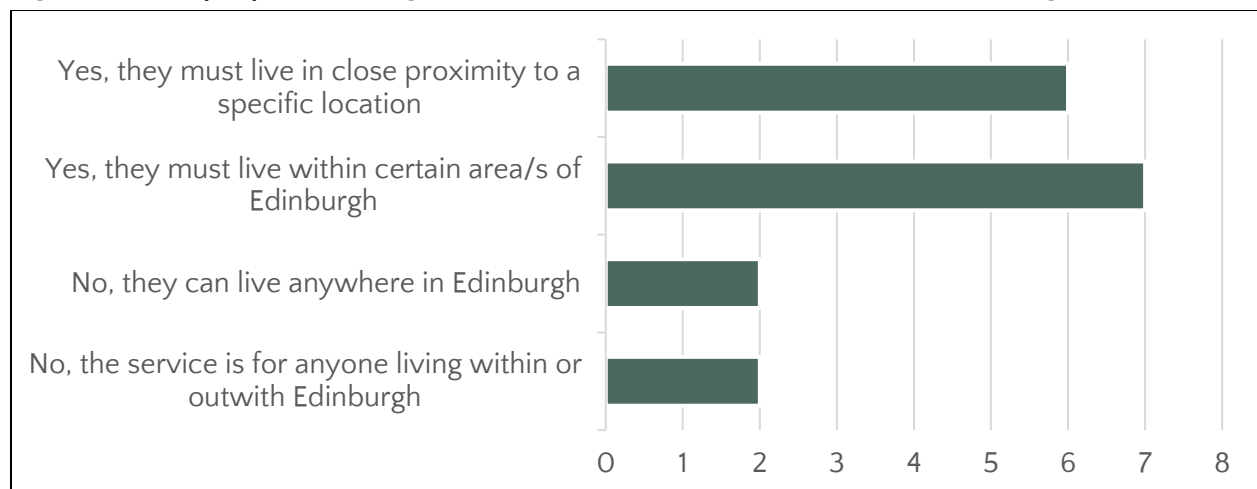
Figure 2.14: Do you have a limit to the length of time a person can access your pantry (e.g. number of weeks or months)? If so, what is the length?



Base: Those who have a food pantry service (17).

Access to food pantry services appears to be the type of provision most tied to location of residence (Figure 2.15). Six respondents require those accessing the food pantry to live in close proximity to a specific location while a further seven respondents require people accessing a food pantry to live within certain areas of Edinburgh.

Figure 2.15: Do people accessing these have to live within certain areas of Edinburgh?

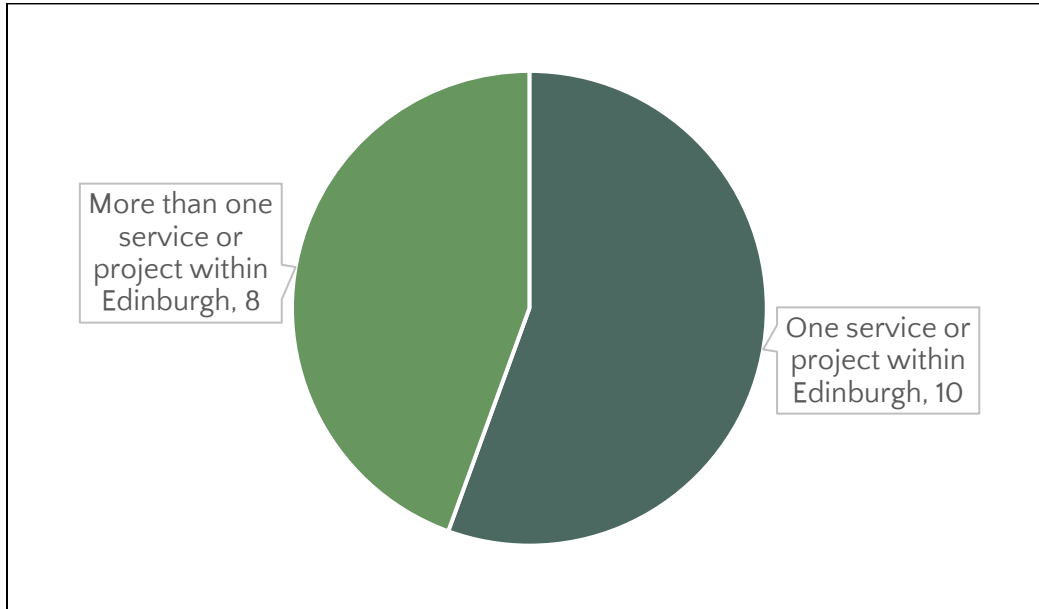


Base: Those who have a food pantry service (17).

2.5 Hot or cold meals

In total, 18 organisations provide at least 39 meal services across Edinburgh (Figure 2.16).

Figure 2.16: How many meal services do you provide?



Base: Those who provide a meal service (18).

Sourcing and selection

Sources for meals include:

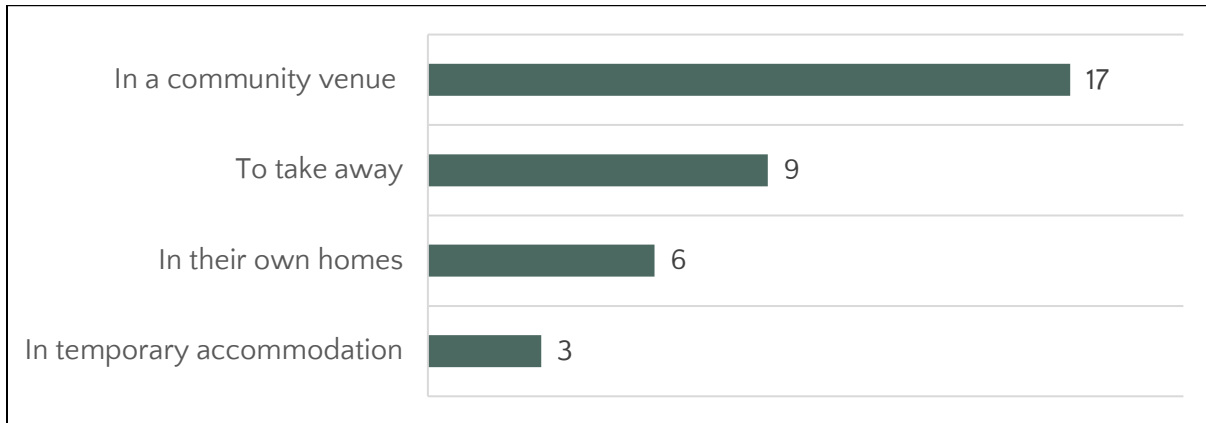
- FareShare is the most common source.
- Edinburgh Community Food.
- 'Empty Kitchens Full Hearts' based in West Granton Road.
- Several organisations purchase the food themselves from the Company Shop chain, and local supermarkets like Tesco.
- Some organisations reference donated food items, but do not specify where these came from.

In addition, a social enterprise organisation sources the items used in their meals services from their coffee shops.

Access

Most respondents offering a meal service provide this in a community venue (Figure 2.17).

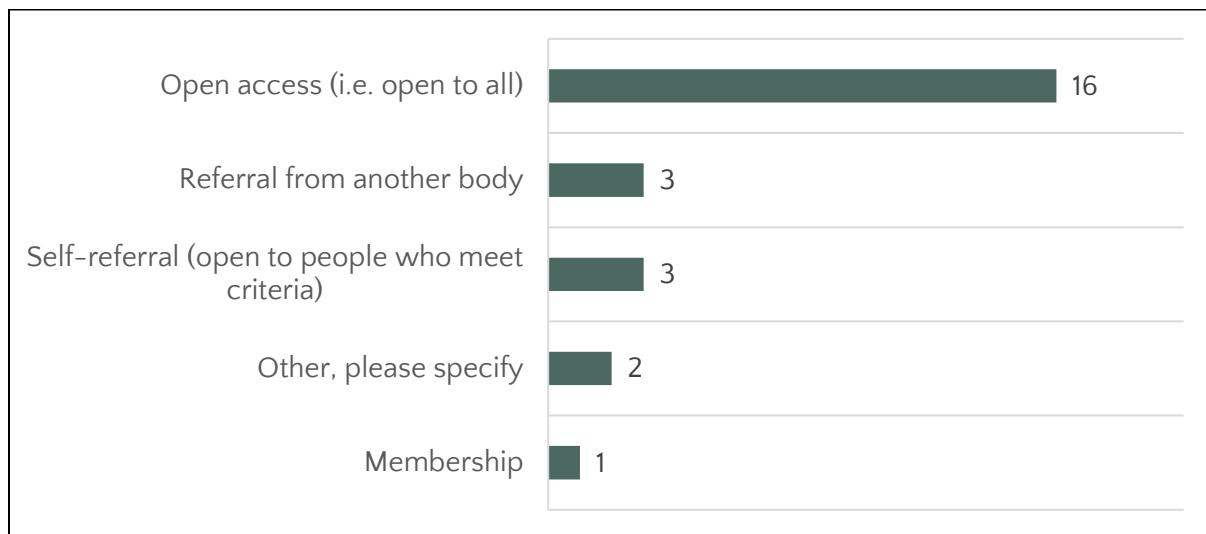
Figure 2.17: Where do people eat the meals? Please select all that apply.



Base: Those who provide a meal service (18).

Meal services have the most relaxed access requirements, compared to the provision of food boxes and access to food banks/pantries (Figure 2.18). Indeed, 16 meal service providers have open access, meaning that the service is open to all. Three services can be accessed by referral from another body, while a further three services can be accessed through self-referral. One service requires membership.

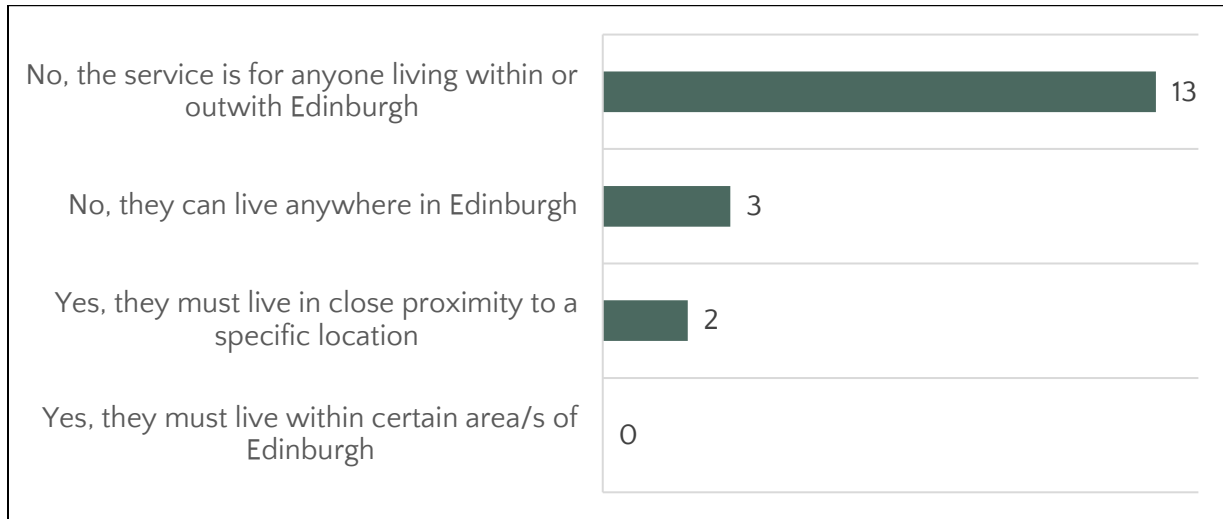
Figure 2.18: How do people access these meals? Please select all that apply.



Base: Those who provide a meal service (18).

In line with open access to all, most services do not place geographical requirements on access (Figure 2.19). Indeed, 13 of those respondents providing a meal service provide for anyone living within or outwith Edinburgh. Three require those accessing to live anywhere in Edinburgh. Only two require people accessing the service to live in close proximity to a specific location.

Figure 2.19: Do people accessing these have to live within certain areas of Edinburgh?



Base: Those who provide a meal service (18).

3. Areas for Development

This chapter includes survey results pointing to areas for development. It opens with findings on dependencies affecting provision.

As shown in Appendix B, there are various organisations providing emergency and community food provision in Edinburgh. As such, a one-size-fits-all approach to development needs would be inappropriate. At the same time, the survey results and discussions on this research can derive some important development needs, which stakeholders can work together to address.

Therefore, this chapter groups results on potential areas for development:

- Reaching Edinburgh residents.
- Developing services.
- Connecting to wider support.
- Capturing data on food provision.

3.1 Key dependencies

This research highlights some key dependencies for the current provision of emergency and community food.

Firstly, the funding of organisations. Arguably, without a mix of sources, the provision is more susceptible to a risk if one source ends. Furthermore, the organisations providing emergency and community food services do not all have funding in place for their services for the current and next financial year.

Secondly, the workforce or organisations. Providers currently have a mix of paid and unpaid staff. The SCVO Third Sector Tracker indicates that organisations with lower turnovers are struggling to recruit paid staff.⁶

Thirdly, the supply chain for food items toward all the services captured in the survey. 32 of the 38 respondents are utilising food donations from various organisations. This implies that the items for distribution or to create meals will vary from week to week. Staff and volunteers will have to be adaptable to different sources, and different items. In addition, there was evidence of providers purchasing items, presumably at cost price, from retail, to supplement received items via donations.

⁶ [Scottish-Third-Sector-Tracker-Wave-1-6-report-draft_final.pdf \(scvo.scot\)](#)

FareShare was cited in many questions relating to sources for various provision.⁷ With regional centres across the UK, and their Central and Southeast Scotland centre based between Leith and Pilrig, this is clearly an important provision source for Edinburgh.

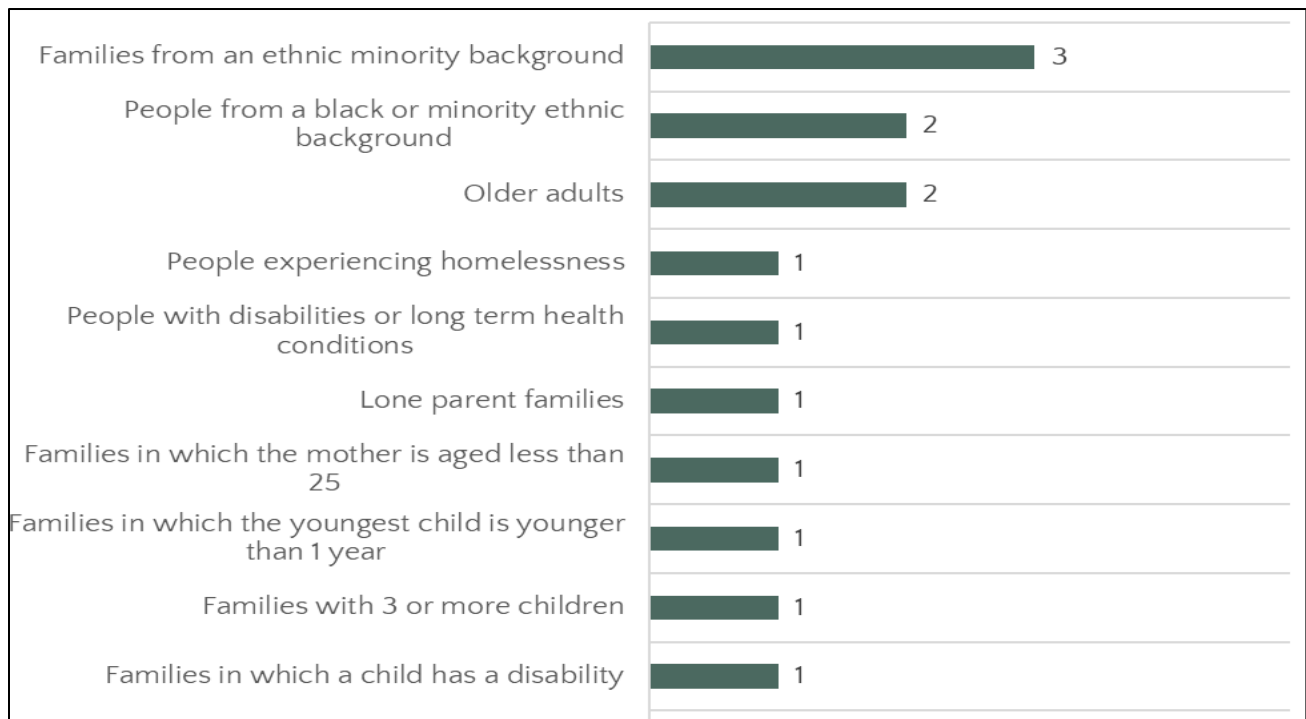
3.2 Reaching Edinburgh residents

The research brings insights into the various target groups for emergency and community food provision in Edinburgh. Moreover, there are some findings on language provision.

Target groups

Most survey respondents will support anyone in a crisis (30).

Figure 3.1: Does your food provision focus on supporting any of the following groups? Please select all that apply.



Base: Those providing food provision who target specific groups (4).

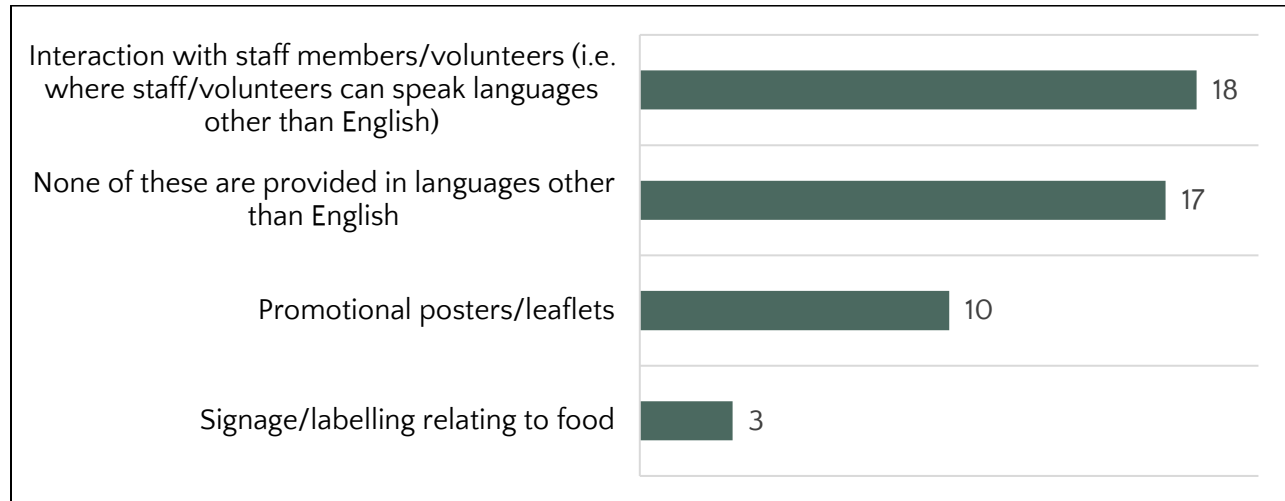
When removing those who will support anyone in a crisis (Figure 3.1), the eight remaining organisations have different target groups. Three organisations have a particular focus; one is focused on older adults, one is focused on families from an ethnic minority background, and the final organisation is focused on both families and people from a black or minority ethnic background. One organisation states they support all the listed categories.

⁷ [FareShare | Fighting hunger, tackling food waste in the UK](#)

Languages

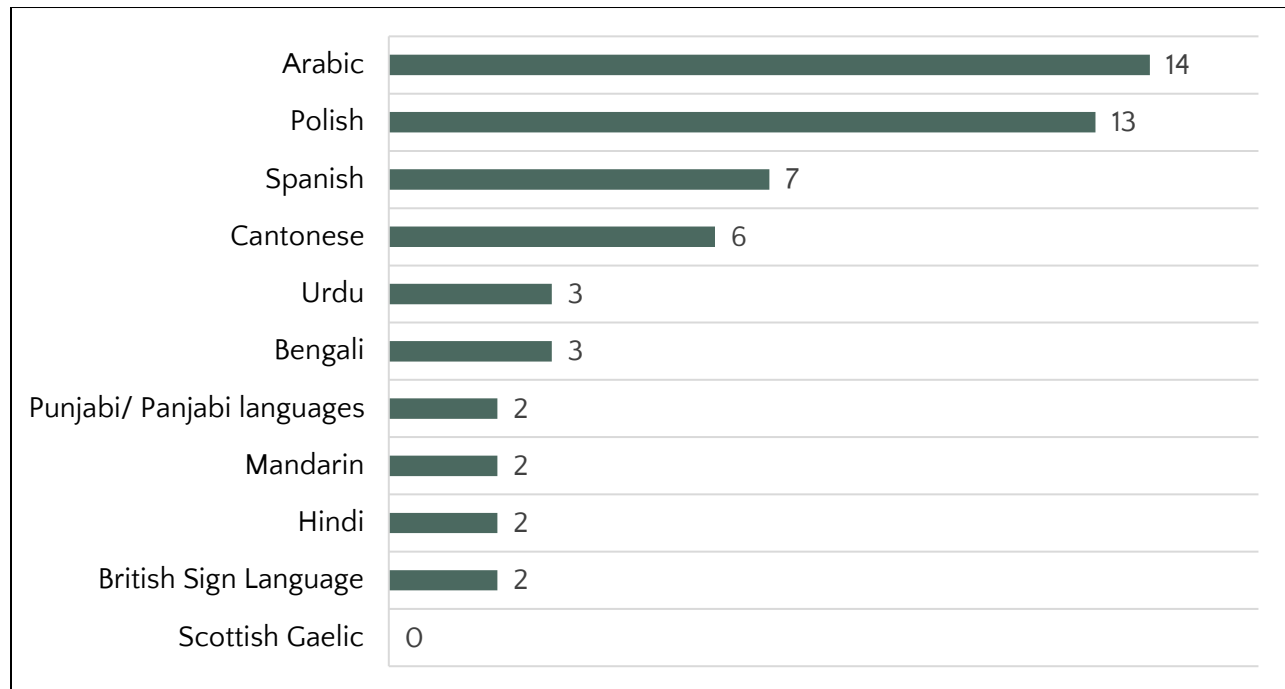
Most organisations replying to the survey have staff members/volunteer that can speak other languages other than English who can interact with people using their services (see figure 3.2). Written information is less common, including promotional posters/ leaflets and signage/ labelling relating to food. One organisation – who run a community fridge open to all – pointed out that their voluntary agreement for service users is available in different languages.

Figure 3.2: Are any of the following provided in languages other than English, including BSL?



Base: All (38).

Figure 3.3: Which, if any, of the following languages (other than English) are provided for?



Base: Those with other language provision (28), excluding 'Other'.

Many do not provide interaction with their workforce, promotional materials or signage/ labelling of food in languages other than English. However, some added that they make provisions for translators.

No organisations provide information in Scottish Gaelic, and only two provide in British Sign Language (see figure 3.3). Other languages listed were Ukrainian, Ghanian, Nigerian, French, Russian, Portuguese and Swedish.

3.3 Developing services

Priorities for Menu for All events

With Edinburgh Community Food leading, and collaboration with key partners including City of Edinburgh Council and Edinburgh Health & Social Care Partnership, Menu for All is an important, cross-organisational network. The network has the aim of joining food and support access across Edinburgh, make the path to getting food on the table and accessing money easier and clearer for both organisations and individuals facing hardship.

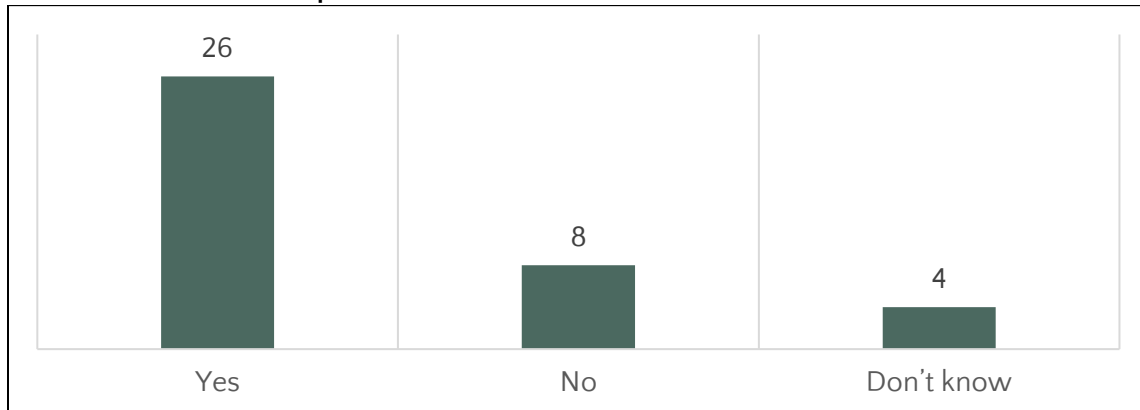
A useful starting point for ascertaining desires for development is asking respondents for their order of priority for potential topics for Menu for All Network events. Derived from their average placement on a ranking of 1–9 (with 1 being the highest and 9 being the lowest priority), their priorities, in order of importance were:

1. Providing holistic support e.g. welfare rights, cost of living crisis, mental health.
2. Developing workforce with resources to support people experiencing poverty.
3. Taking a trauma informed and responsive approach.
4. Food hygiene.
5. Minimising food waste and packaging.
6. Nutrition and nutritional standards.
7. Local growing and local producers.
8. Taking a cash-first approach/ providing crisis support.
9. Climate Action.

Nutrition

More than half of all survey respondents have processes in place to ensure the nutritional standard of the food provided (Figure 3.4). Indeed, 26 respondents have these processes in place while eight have no such processes. There remaining four survey respondents don't know if there are processes in place to ensure the nutritional standard of food provided.

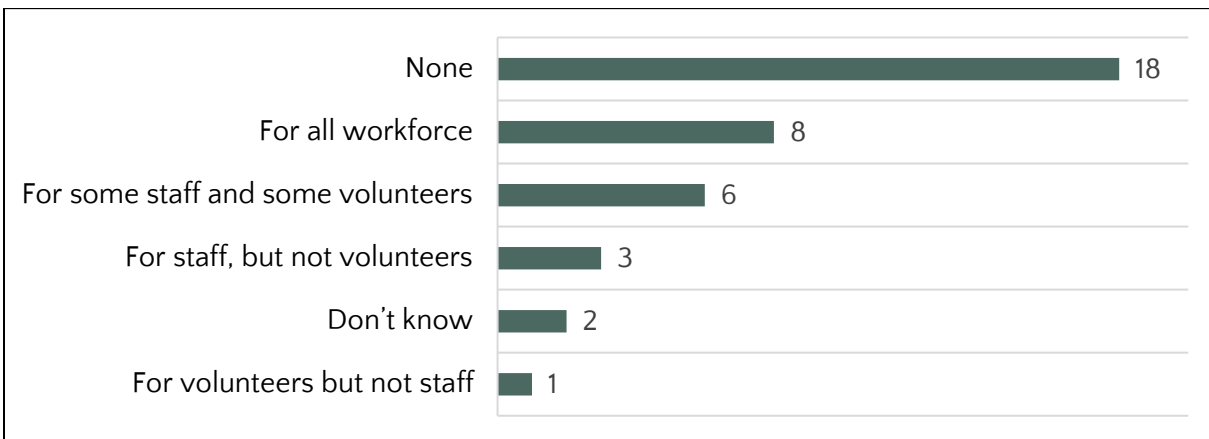
Figure 3.4: In your food service provision do you have processes in place to ensure the following? Nutritional standard of food provided.



Base: All (38)

In total, 18 survey respondents do not offer workforce involved in providing food services nutrition training (see figure 3.5). However, eight respondents provide this for all of their workforce and a further six provide this for some staff and volunteers. Three respondents provide this training for staff, but not volunteers, while one respondent provide this training for volunteers and not staff.

Figure 3.5: What training do you offer your workforce involved in providing food services? Nutrition training

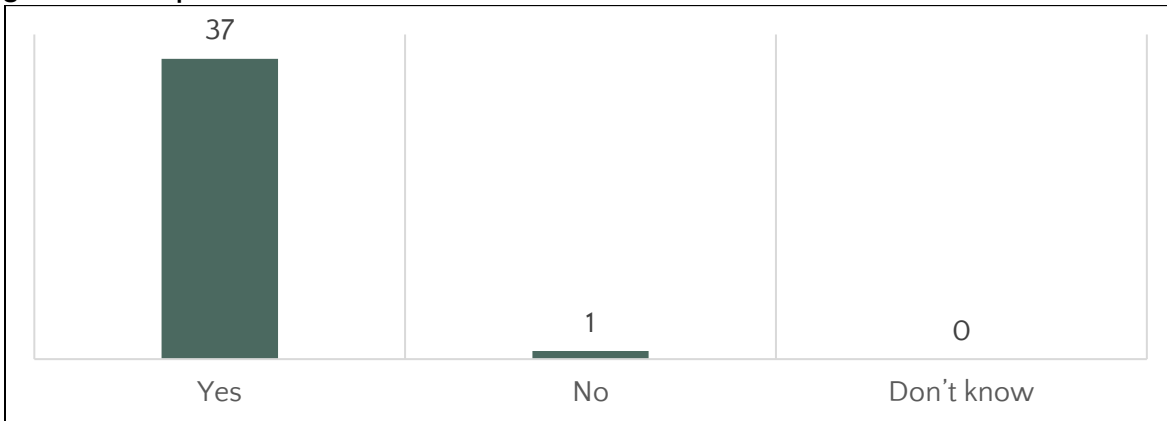


Base: All (38).

Hygiene

An overwhelming majority of survey respondents have processes in place to ensure the hygiene of food provision (figure 3.6).

Figure 3.6: In your food service provision do you have processes in place to ensure the following? Hygiene of food provision.



Base: All (38).

When looking at the Elementary (or Higher) Food Hygiene qualification training offered by survey respondents, the vast majority have implemented this in some capacity (Figure 3.7). Overall, 17 respondents provide this training for all of their workforce, while a further 16 provide this for some staff and volunteers. A further four provide training for staff, but not volunteers while only one respondent does not have any Elementary (or Higher) Food Hygiene training in place.

Figure 3.7: What training do you offer your workforce involved in providing food services? Elementary (or Higher) Food Hygiene qualifications.

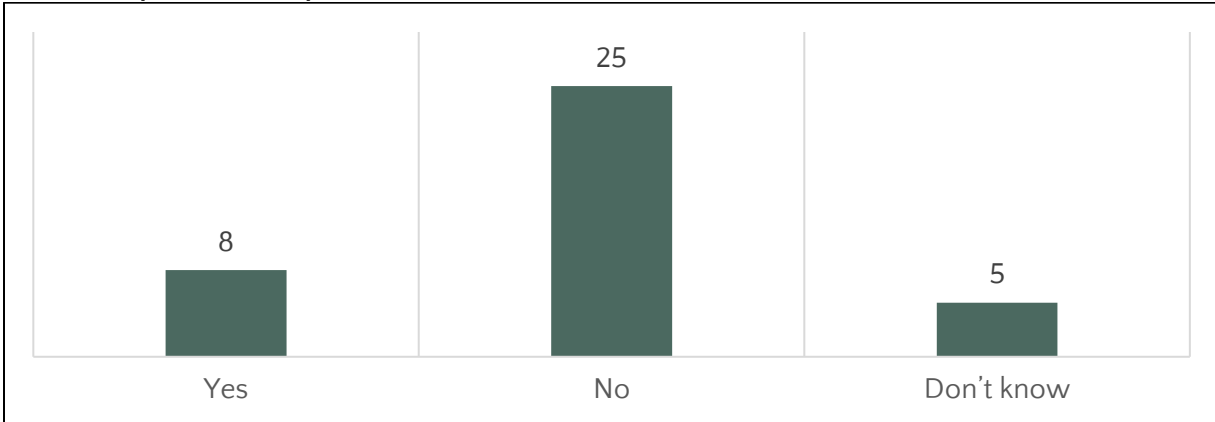


Base: All (38).

Climate Action

Eight survey respondents have processes in place to measure the carbon footprint of their food provision (Figure 3.8). A total of 25 survey respondents do not have processes in place to monitor the carbon footprint of food provision, while a further five don't know if processes are in place.

Figure 3.8: In your food service provision do you have processes in place to ensure the following? Carbon footprint of food provision.



Base: All (38).

A minority of survey respondents offer training to their workforce, specifically on issues of climate action (Figure 3.9). Indeed, 28 respondents have no training provision in place, while a further three don't know what training is offered. Four respondents offer training for some staff and volunteers, while two provide this for all of the workforce. Only one respondent has training provision specifically for climate action in place for staff, but not volunteers.

Figure 3.9: What training do you offer your workforce involved in providing food services? Climate action e.g. carbon reduction.



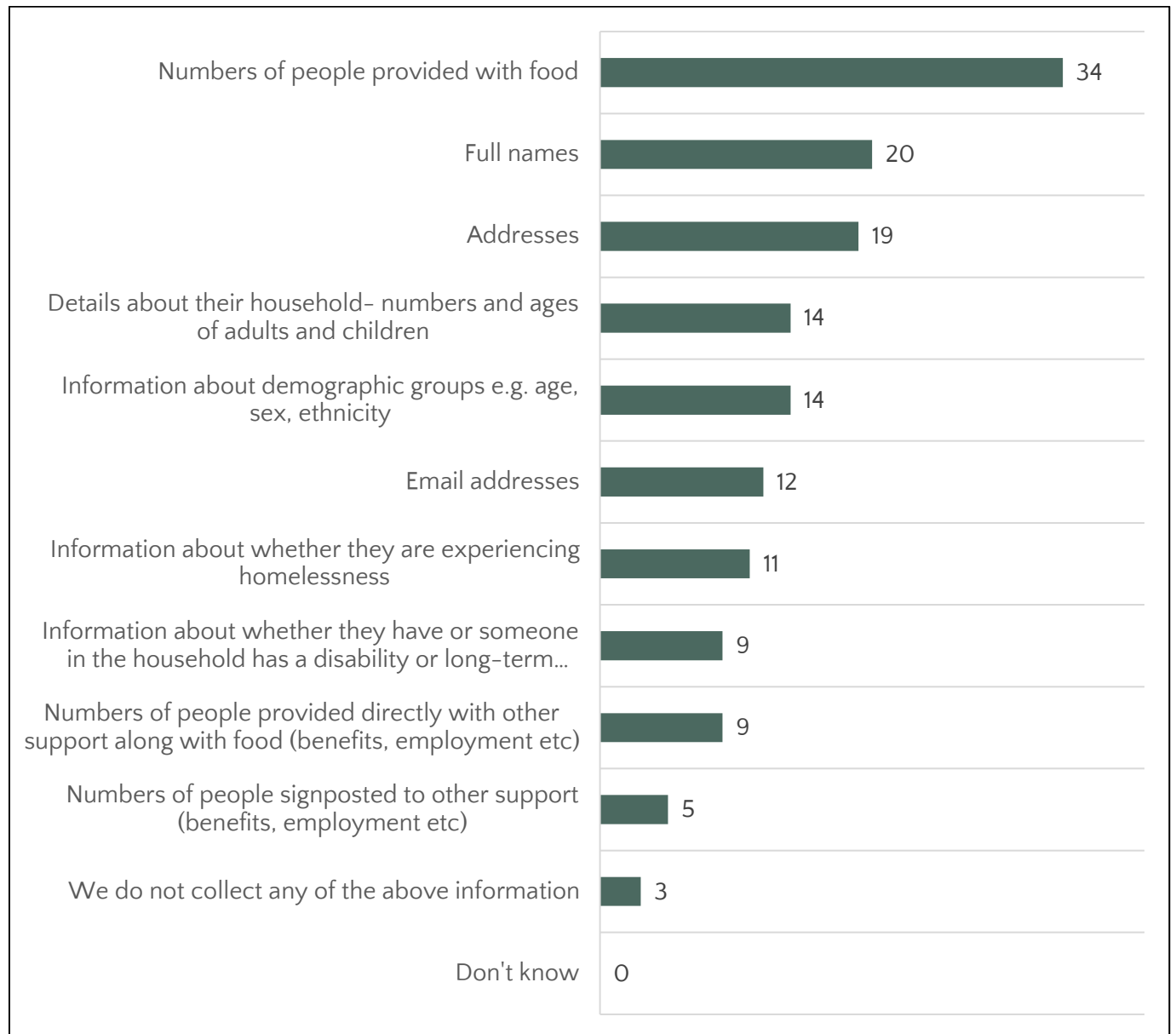
Base: All (38).

Out of the nine included, Climate Action was the lowest priority area for respondents in the survey for the Menu for All Network Events; minimising food waste and packaging was mid-way up the list of priorities.

3.4 Capturing data on food provision

Survey respondents gather various monitoring information about the people who use their food services (Figure 3.10).

Figure 3.10: Do you collect any monitoring information about the people who use your food services? Please select all that apply.



Base: All (38).

The majority gather information on the number of people provided with food (34), full names (20) and addresses (19). Around a third of respondents collect details about their household (14), information about demographic groups (14), email addresses (12) and information about whether they are experiencing homelessness (11). Fewer collect information on household health conditions or disabilities (9) and the number of people the food will support (9). Only five respondents collect information on the number of people signposted to other support.

3.5 Connecting to wider support provision

Non-food related supports

The survey indicated the most desire towards Menu for All Network Events exploring:

- Providing holistic support e.g. welfare rights, cost of living crisis, mental health.
- Developing the workforce with resources to support people experiencing poverty.

Organisations provided information on non-food related supports (Figure 3.11). The type of non-food related supports which are least common for them to provide or direct people towards, are bursaries and cash grants.

The most common type of support their organisation provides is energy tokens (13), however close to that number (11) don't provide or direct people towards these.

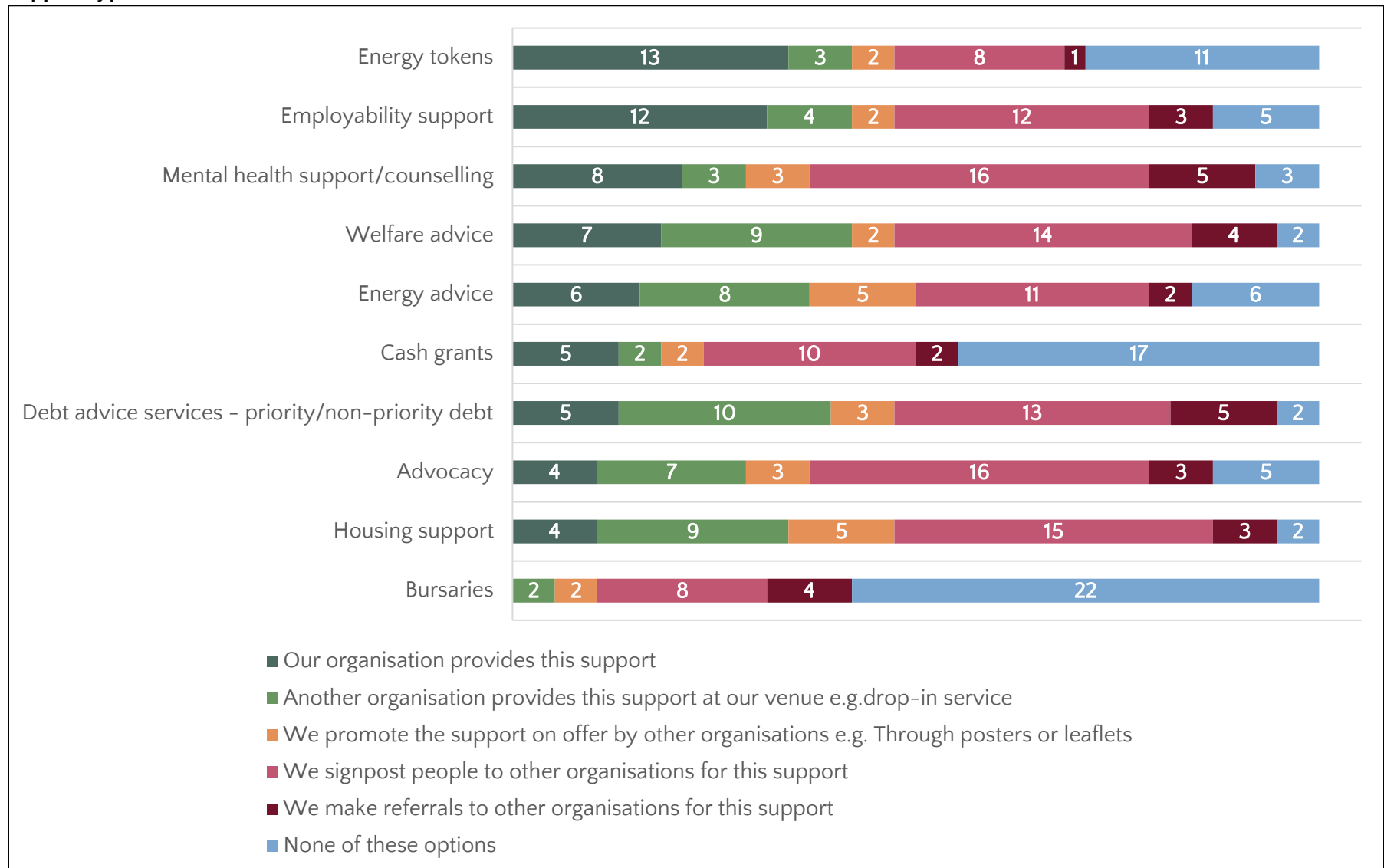
The most popular supports to signpost are mental health support/ counselling (16), advocacy (16), housing support (15), welfare advice (14) and debt services (13).

Challenges

The organisations responding to the survey can experience challenges in offering and/or delivering additional, non-food related support services. The four main challenges are:

- A lack of resource.
- The time available versus the volume of requests.
- A dearth in funding.
- Keeping up-to-date with the advice and guidance available on additional support.

Figure 3.11: How can your service users access the following additional, non-food related supports? Please select one option for each support type.



Base: All (38).

For most of the organisations, these challenges centre around a lack of resource. One mentions how, despite desires to offer additional services, they do not have the space to offer wrap-around support, so all of their members are referred to, or provided information about, additional services. Another organisation notes that while they are able to offer additional support services via external organisations, access to these is often limited to one day per week and so some service users need to be referred elsewhere:

“Sometimes the need of individuals is not catered for at all at our venue and we don't have the support for this and can only signpost.”

Similarly, it can be difficult to have agencies do ‘drop-ins’ at locations with less demand, as it can feel not worth their time. This particular organisation also points out that those services offering drop-ins are not paid.

Another organisation outlines that their staff do not have specialist training to be able to offer specific forms of advice that is required at times by people who may come to their meals service and pantry. While they are able to offer some advice, support and information, they are “trying to find agencies who would be able to offer staff to come to [their] Community Hub to have a presence on-site to deal with enquiries”.

Time is a key challenge, as one organisation points out the time costs of organising availability to run/attend regular support sessions. Indeed, the sheer volume of requests and referrals for services also causes difficulties for organisations, for example:

“Most challenges come down to volume of requests and staffing, as well as accessing services in a timely manner due to volume of referrals.”

They note how waiting lists for additional services mean that families can wait an excessive amount of time for issues, such as those related to housing, to be resolved.

A dearth in funding can also limit the ability of organisations to offer and/or deliver additional support services. The cost-of-living crisis also has an impact. One organisation simply states that they do not have enough grants or staff for these, while another notes their efforts to resolve this:

“This support is a step away from our core aims, but it is something we are looking to get funding and support for”.

Others highlight the widespread impact of funding issues, which affect not just their organisations, but those they work in partnership with or refer to:

“For us has been a case of other organisations having the right levels of funding to provide support for our guests in-house/at the point of need. They don't have the funding to provide outreach staff at the point of need. The support which is offered varies greatly between our different Foodbank+ locations”.

Organisations raise challenges in keeping up with advice and guidance on what additional support is available. They note that while they have lists of referral channels and of available services, like foodbanks and accommodation, this information can change quite quickly:

“Referrals channels can change, it can be a challenge keeping up to date with current support available, organisations come along to meals for a while to offer support but often can't offer long term availability”.

“It is sometimes hard to have an up-to-date list of all meals and support services available across Edinburgh”.

Another organisation describes how, on one hand, “people are jaded with being passed from one organisation to another”, while on the other, ‘no-shows’ can pose significant challenges if “appointments are made for people with relevant organisations, but they do not turn up”.

Meanwhile, one of the organisations cite language barriers as the biggest challenge that they face. Another points out how they don't take any information from individuals, as anyone can access their mobile food van. While the unrestricted nature of their service is important in removing barriers, it also means “don't always know what [service users] need unless they ask”. In addition, they highlight the differing levels of knowledge of the support available amongst their “hundreds of volunteers”, meaning that some will have more awareness of what they can offer service users than others.

In contrast to these challenges, one organisation highlights their close relationships with many relevant partners – enabling supported signposting – and that they have been able to access training and support on welfare advice to enhance confidence and competency.

Suggested improvements

The organisations also offer suggestions for improvement in relation to how people access additional support services. These suggestions centre around three themes, namely:

- Joined-up thinking and information sharing.
- Additional funding.
- Tools and models to improve access to additional support services.

Many organisations feel that access to additional support services could be improved by more joined-up thinking and information sharing. Some see merit in being able to work in conjunction with the other organisations offering support, to pool resources, for example:

“It would be great if foodbanks and pantries could partner up and pool our resources, both in terms of food and specialist support for service users”.

One organisation highlights their current partnership working and its proposed role in improving outcomes:

“We are working in partnership with Edinburgh Food Project and will have our own advisory support worker in place later on in the year. This will hopefully reduce the challenge of getting people to go and access support.”

Organisations explain they “don’t always know enough about other agencies” and spend a significant amount of time sourcing information on where and how to refer people to other services. They express a strong desire for easily accessible, up-to-date information about other food providers and services across Edinburgh – including mapping of the support available in different areas.

In tandem with this, one organisation calls for additional funding to relevant agencies, to reduce wait times and improve response times, another the need for “flexibility around 24/7 access to support services”.

Organisations also offer suggestions to improve access to additional support services. These include:

- “More specific outreach support offered in community pantries and hubs”.
- “One stop shop/community hub type models based in local communities”.
- Locating community support workers in schools, such as through a weekly-drop series.
- Including information for people on their materials, such as menu cards.
- Translation services available to different organisations.
- Enhanced engagement with advice partners and statutory partners.
- Local authority staff working out of their premises.
- “Widening of networks e.g. Menu for All”.

4. Conclusions

This chapter is intended to assist Edinburgh Partnership members committed to ensuring that ‘No one in Edinburgh needs to go hungry due a lack of money,’

It contains insights relevant to strategy, actions, and prioritisation of Edinburgh’s Cash-First programme of work, funded by Scottish Government, and the work of networks including Menu for All.

This final chapter draws on five main sources:

1. Recommendations from similar research on welfare rights and debt advice in Edinburgh.⁸
2. Ending Poverty Related Hunger in Edinburgh.⁹
3. Analysis and findings from the online survey (see chapters 2 & 3).
4. Suggestions from discussions at the Cash First presentation 22 August 2024.
5. Suggestions from a facilitated ‘next steps’ focussed discussion with partners 5 September 2024.

Evidence-based decision making

This report is an important step towards establishing:

- Information about organisations providing food pantries, banks, boxes, meals and other food offerings within Edinburgh.
- Emergency and community food provision currently available.
- Patterns in availability and access for residents of different wards in the city.
- Locations of static services. and patterns of what residence in different wards of the city could access.

There is also desire for information on who currently accesses food services. The survey found, as expected by stakeholders, that differing information and data is collected by organisations about the people taking up their services. Standardisation of data collected would be an advancement towards collating data for those accessing emergency and community food services. This would enable central analysis, such as looking to see the provision for priority family groups.¹⁰ Plans to standardise data should take a co-production approach to ensure understanding, value, and support of food providers.

There is appetite amongst stakeholders to ascertain how their provision relates to need. Indeed, measuring food insecurity at a local level is part of what makes a cash first community.¹¹ For

⁸ [review-of-welfare-rights-and-debt-advice-in-edinburgh \(edinburghpartnership.scot\)](#)

⁹ [ending-hunger-in-edinburgh-strategy \(edinburghpartnership.scot\)](#)

¹⁰ [Tackling child poverty priority families overview - gov.scot \(www.gov.scot\)](#)

¹¹ [Cash First Communities: Project Leader Thalia shares their learning - Interfaith Glasgow](#)

example, providers discussed at the Cash First event that they are seeing changes in groups accessing emergency and community food provision such as an increase in international students, but do not have the data to see if there are differences in demand, or the uptake in demand amongst different groups in Edinburgh's population.

Developing services

The survey results provide useful information towards continuous improvement of services and specific interventions by stakeholders to improve services.

At their discussion on 5 September 2024, partners agreed that an overarching principle to developing services should be treating people with dignity. This connects to wider efforts to mitigate poverty-related stigma in Scotland.¹²

This research highlights that services are provided by many organisations, and only possible because of their staff and volunteers. As such, there is opportunity to introduce initiatives which could help develop the standards and quality of services run by different organisations.

The survey findings supported the point in the Ending Poverty Related Hunger in Edinburgh strategy of 'inconsistent standards relating to issues such as food quality, nutrition, and hygiene.' Although all stated they had processes in place for hygiene, it is not possible to determine from the survey what these processes are. There were instances of organisations where none of their workforce were offered hygiene training, or only their paid workforce. As there are standards and accreditations for food hygiene, this will continue to be an area for the network to support.

Climate Action is a relevant agenda for the network with Just Transition policy at a national level,¹³ and efforts for Edinburgh to be a climate ready, net zero capital by 2030.¹⁴ The survey revealed most do not have any processes in place to ensure their carbon footprint of food provision and most have no training in place for their workforce regarding Climate Action. The survey did show that there are a few organisations who take more steps in this regard, who could potentially act as exemplars. Also, there are many resources at the disposal of organisations in Edinburgh, including those designed for small organisations and voluntary organisations.¹⁵

Gaps in language provision were evidenced in this research. This same challenge was also identified by the prior research on welfare rights and debt advice in Edinburgh. Partners are keen to understand what progress has been made and if there is any potential for connecting or learning

¹² [Cross Party Group on Poverty - Report of inquiry into poverty-related stigma in Scotland - The Poverty Alliance](#)

¹³ [Just Transition - A Fairer, Greener Scotland: Scottish Government response - gov.scot \(www.gov.scot\)](#)

¹⁴ [Home - Net Zero Edinburgh](#)

¹⁵ See for example [Community Climate Forum - EVOG](#)

from the debt advice network. Technological advancements could be explored for easy access to translation through digital platforms.

At the Cash First event, it was emphasised how the Menu for All network is an opportunity for food providers to communicate with each other regularly and collaborate on solutions. As well as regular networking sessions, online forums, knowledge sharing sessions, and training provision would be valuable to develop services. Training can take many forms, and the best joint approach could be informed by providers within the Menu for All network.

Services connecting with each other

Research findings were in line with Ending Poverty Related Hunger in Edinburgh strategy's point that 'areas of the city which are under-provided relative to need, lack of access to out of hours or weekend support'.

Furthermore, at the session on 22 August 2024, attendees shared concerns that provision was lower at weekends. One organisation explained how they had provided food provision on a Saturday in the past but this was too challenging to continue due to staffing shortages and they ceased that provision. Other providers were open about the ongoing planning needed to operate services within their available resources, but restricting opening times can create barriers to access.

Approaches to counter gaps in provision were suggested at the Cash First event:

- Providers working at a local level to understand more about each other's services and even to cooperate on plans.
- Organisations to pool resources and build connections between one another to address gaps in need.
- A hub model, with grass-roots organisations working together, and supported, to develop hubs, with organisations co-locating, with access to various services for communities.

In addition, the research found the extent of signposting and referral given by food providers to other types of support and guidance varies. Organisations described the challenges of keeping up to date with what is available to support people.

Already recommended in connection to the welfare rights and debt advice research was:¹⁶

'Advice services should be commissioned under a unified "advice for Edinburgh" brand. The details of the service and provider should be included on a portal accessible by both the general public seeking advice and professionals who are supporting people.'

¹⁶ [review-of-welfare-rights-and-debt-advice-in-edinburgh \(edinburghpartnership.scot\)](https://edinburghpartnership.scot/review-of-welfare-rights-and-debt-advice-in-edinburgh)

At the Cash First event the resources available through Money Counts, including the ‘Worrying About Money?’ leaflet, were seen as really valuable to equip food providers.

For any collective signposting, referral, co-location, or shared services arrangements, it is crucial that food providers are working closely with the public and third sector providers of advice and support.

Moreover, at the Cash First event, it was acknowledged that food provision can be ‘a way in’ to help those in need with other challenges they may face. Ideally, referral between person-centred services should reduce the need for clients to re-tell their story and ensure seamless handovers between services.

Sustainable funding

This research found the organisations providing emergency and community food services do not all have funding in place for their services for the current and next financial year (full findings in report).

Furthermore, 32 of the 38 respondents are utilising food donations from various organisations. At the event on 22 August 2024 pantry providers described not knowing what would arrive, and having to purchase items, especially more fresh and healthy options, to ensure the pantry had a good mix of items from week to week. Therefore, despite donations, the cost of food items can be a significant outlay for these organisations.

The existing Ending Hunger in Edinburgh Strategy explains:

‘Edinburgh Partnership members, the Council and Edinburgh Health and Social Care Partnership in particular, invest significant resources into a range of food support organisations and activities. The collective scale, range, and impact of this investment, however, is not well understood, nor is it guided by shared a policy objective or strategic framework. There is, however, a recognised need for stable core funding for these services.’

Partners are aware that sustainable funding was an ongoing challenge. Ending Hunger in Edinburgh Strategy described its impact on organisations:¹⁷

The challenge of sourcing sustainable funding is common across providers. Third sector providers note the significant time and resource needed to pull together funding from multiple sources, as well as challenges in securing core funding or funding for more than one financial year. Such circumstances, providers note, provide a barrier to innovation,

¹⁷ [ending-hunger-in-edinburgh-strategy \(edinburghpartnership.scot\)](https://edinburghpartnership.scot/ending-hunger-in-edinburgh-strategy)

long-term planning, staff recruitment and retention, and collaboration across the food support community.

Indeed, across all advice and anti-poverty networks there was a desire to avoid short-termism. The welfare rights and debt advice research also recommended:¹⁸

‘Take a flexible and long-term approach to commissioning that recognises changing needs and circumstances and allows services to be adaptable.’

In parallel to efforts to encourage longer-term funding decisions, partners were also interested in ways of encouraging models connecting to social enterprise and reciprocity. Therefore, looking at ways to raise unrestricted funds and attract resource may lessen the impacts of the risk of unsustainable funding.

Up-stream approach

Although not explicitly asked about in the online survey, the Cash First event 22 August 2024. touched upon the importance of poverty alleviation and poverty prevention:

- Wanting not to create dependencies, moving people on from using food banks and also food pantries (where membership is static) to not depend on these food provisions. Stakeholders do not want crisis provision to be the norm for people.
- Prioritising engaging children and with education providers, including nurseries and schools.
- Supporting the efforts to tackle in-work poverty.

In a cash first approach, local partners commit to doing all they can to offer such supports at the first point of contact for people in an immediate food crisis.¹⁹ Where direct help to access food is required – via foodbanks, food pantries, or community meals – this is provided in a way that maximises dignity, counters stigma, and reduces future need. This means ensuring that the offer of ongoing support to maximise income and manage money problems is made alongside and embedded into every food support service.

The existing Ending Hunger in Edinburgh Strategy explains:

‘Food insecurity in Edinburgh is caused by too much poverty, not too little food. The evidence shows that the key drivers of food insecurity are income crises in a household caused by problems of access to and adequacy of social security benefits, low pay and insecure work, problem debt, and the rising cost of living. To end poverty related hunger in

¹⁸ [review-of-welfare-rights-and-debt-advice-in-edinburgh \(edinburghpartnership.scot\)](https://www.edinburghpartnership.scot/review-of-welfare-rights-and-debt-advice-in-edinburgh)

¹⁹ Glasgow Centre for Population Health – post on LinkedIn on Cash First
https://www.linkedin.com/posts/thegcph_concept-series-cash-first-approaches-activity-7212006038433083392-n6rZ?utm_source=share&utm_medium=member_desktop

Edinburgh, nothing is more important than improving access to an adequate and secure income.'

Anti-poverty groups bringing together organisations to focus on alleviating poverty itself include:

- Edinburgh Advice Network.
- Cash First Project Group.
- Edinburgh Advice Partnership.
- Edinburgh End Poverty Network of Networks.
- End Poverty Edinburgh Citizens Group.
- Food Dignity Group.
- Menu for All.
- Through EVOC, voluntary sector forums and small area networks across Edinburgh.

A key recommendation of the Ending Poverty-Related Hunger Strategy was to build on existing partnership structures to establish an Edinburgh Food Poverty Network (EFPN). The Menu for All Network, set up in response to this recommendation, provides a vehicle for partners and stakeholders to meaningfully input to collective efforts, whilst avoiding duplication of effort for a sector experiencing resource and funding constraints. An important next step will be to consolidate and expand the work of this Network.

Next steps following this research

Following delivery of research outputs by Diffley Partnership to the commissioning partners, they will take these next steps:

- The Cash First Project Group and the Menu for All Steering Group will reflect on the findings of the report and determine actions required.
- The findings will be reported to the Edinburgh Partnership, along with proposed actions.
- The findings will be shared with the Scottish Government as funders, and with learning partners across Scotland.

Appendix A- Survey questions and results

Question 1

What is the name of your organisation?

Open text questions will be analysed separately.

Question 2

What is/are the name of your project/s?

Open text questions will be analysed separately.

Question 3

Which of the following organisation type best describes yours?

Base All (38)	N	%
Public sector	0	0
Third sector e.g. registered charity	30	79
Private sector	0	0
Community group i.e. informal	2	5
Other, please specify	6	16

Question 4

What source/s of funding do you currently receive? Please select all that apply.

Base All (38)	N	%
Public sector e.g. council funding	16	42
Trust or Grants	29	76
Food Donations	32	84
Individual Giving	32	84
Corporate Giving	18	47
Other, please specify	7	18

Question 5

What is the status of this funding for 2024/2025?

Base All (37)	N	%
Funding in place for all planned services	17	46
Funding in place for some planned services, but not all	19	51
No funding confirmed at present	1	3
Don't know – I'm not aware of our funding	0	0

Question 6

What is the status of this funding for 2025/2026?

Base All (38)	N	%
Funding in place for all planned services	5	13
Funding in place for some planned services, but not all	20	53
No funding confirmed at present	11	29
Don't know – I'm not aware of our funding	2	5

Question 7

Please estimate how many members of your organisation's workforce fall under each of the following categories.

Base All (38)	N (organisations)	Minimum	Maximum	Average	Total
Volunteers	38	2	2000	113	4,281
Fixed-term staff (i.e. contracted for a set period)	20	0	30	3	92
Permanent staff	32	0	210	16	577

Question 8

Please let us know how your organisation provides emergency and/or community food?

Base All (38)	N	%
We provide food in Edinburgh ourselves	16	42
We provide food in Edinburgh ourselves	5	13
We provide food in Edinburgh ourselves and in partnership with other organisations	17	45
We provide food, but not within Edinburgh	0	0
We do not provide food	0	0

Question 9

What type/s of food provision do you offer? Please select all that apply.

Base All (38)	N	%
Deliver food boxes or parcels	5	13
Provide food items e.g. at a food bank or food pantry	26	68
Provide hot or cold meals	18	47
Other (please specify)	8	21

Question 10

How many different food box or parcel delivery services do you provide?

Base Those who provide food boxes or parcels (5)	N	%
One service or project within Edinburgh	3	60
More than one service or project within Edinburgh, please tell us how many	2	40

Question 11

What is/are the name/s of the project/s?

Open text questions will be analysed separately.

Question 12

Where do you get the food items from?

Open text questions will be analysed separately.

Question 13

Who selects the items for the boxes or parcels?

Base Those who provide food boxes or parcels (5)	N	%
We select the items that are included	2	40
People getting them choose which items are included	0	0
Both	3	60

Question 14

How do people access the boxes or parcels? Please select all that apply.

Base Those who provide food boxes or parcels (5)	N	%
Open access (i.e. open to all)	4	80
Self-referral (open to people who meet criteria)	3	60
Referral from another body	4	80
Membership	0	0
Other, please specify	1	20

For the respondent selecting 'Other', they explained this was through access Community Development programmes.

Question 15

Please select the days of the week you deliver food boxes in Edinburgh. Please select all that apply.

Base Those who provide food boxes or parcels (5)	N	%
Mondays	2	40
Tuesdays	2	40
Wednesdays	2	40
Thursdays	4	80
Fridays	2	40
Saturdays	0	0
Sundays	0	0
Days vary	0	0

Question 16

How often do you deliver food boxes or parcels in Edinburgh?

Base Those who provide food boxes or parcels (5)	N	%
Once a week	3	60
Once a fortnight	0	0
Once a month	0	0
Regularity varies	0	0
Other, please specify	3	60

Question 17

Do people accessing these have to live within certain areas of Edinburgh?

Base Those who provide food boxes or parcels (5)	N	%
No, the service is for anyone living within or outwith Edinburgh	0	0
No, they can live anywhere in Edinburgh	2	40
Yes, they must live within certain area/s of Edinburgh	2	40
Yes, they must live in close proximity to a specific location	1	20

Question 18

Please select which area/s or location/s in Edinburgh residents can live to access your services.
 Please select all that apply.

Base Those who selected 'Yes' to Question 17 (3)	N
Almond	1
Forth	1
Inverleith	1
Liberton / Gilmerton	1
Other, please specify	2

Other responses include: EH16 and EH17 (until Cameron Toll), Queensferry, Dalmeny and Kirkliston.

Question 19

Please tell us more about any variations in opening times, referral types, or access arrangements for these different services.

Open text questions will be analysed separately.

Question 20

A food bank provides emergency food support and is intended to support a household over a crisis period. How many different food banks do you provide?

Base Those who have a food bank or pantry service (26)	N	%
No food banks	15	58
One food bank	8	31
More than one food bank, please tell us how many	3	12

Question 21

What is/are the name/s of the foodbank/s?

Open text questions will be analysed separately.

Question 22

Where do you get the food items from?

Open text questions will be analysed separately.

Question 23

What items do you provide?

Base Those who have a food bank service (11)	N	%
Fresh food items	0	0
Canned or packaged food items	5	45
Both	6	55

Question 24

How do people access food items for your food bank/s? Please select all that apply.

Base Those who have a food bank service (11)	N	%
Open access (i.e. open to all)	4	36
Self-referral (open to people who meet criteria)	2	8
Referral from another body	6	55
Membership	0	0
Other, please specify	2	18

One of the two respondents selecting 'other' option explained they are open to referrals from another body, but also can be referred internally from a money advice service. The second one explained that items are only available to families of students from a high school.

Question 25

Please select the days of the week the food bank/s are open. Please select all that apply.

Base Those who have a food bank service (11)	N	%
Mondays	6	55
Tuesdays	9	82
Wednesdays	8	73
Thursdays	8	73
Fridays	7	64
Saturdays	0	0
Sundays	1	9
Days vary	0	0

Question 26

And at what times of the day do the food bank/s open? Please select all that apply.

Base Those who have a food bank service (11)	N	%
Mornings	6	55
Afternoons	6	55
Evenings	2	18
Times vary	3	27

Question 27

Do people accessing these have to live within certain areas of Edinburgh?

Base Those who have a food bank service (11)	N	%
No, the service is for anyone living within or outwith Edinburgh	4	36
No, they can live anywhere in Edinburgh	2	18
Yes, they must live within certain area/s of Edinburgh	4	36
Yes, they must live in close proximity to a specific location	1	9

Question 28

Please select which area/s or location/s in Edinburgh residents can live to access your services.
Please select all that apply.

Base Those who selected 'Yes' to Question 27 (5)	N
Craigentinny / Duddingston	1
Forth	1
Leith	2
Leith Walk	2
Liberton / Gilmerton	1
Pentland Hills	1
Sighthill / Gorgie	1
Other, please specify	3

Other areas include: EH16, EH17, Pilton, Granton, Stockbridge, Stenhouse to Saughton.

Question 29

Please tell us more about any variations in opening times, referral types, or access arrangements for these different food banks.

Open text questions will be analysed separately.

Question 30

A community food pantry is usually set up to offer affordable food to a community and may run on a subscription or membership basis. The aim is to help low-income households benefit from healthy, low-cost food. How many different food pantry/ies do you provide?

Base Those who have a food bank or pantry service (26)	N	%
No food pantries	9	35
One food pantry	13	50
More than one food pantry, please tell us how many	4	15

Question 31

What is/are the name/s of your food pantry/ies?

Open text questions will be analysed separately.

Question 32

Where do you get the food items from?

Open text questions will be analysed separately.

Question 33

What items do you provide?

Base Those who have a food pantry service (17)	N	%
Fresh food items	0	0
Canned or packaged food items	0	0
Both	17	100

Question 34

How do people access your food pantry/ies? Please select all that apply.

Base Those who have a food pantry service (17)	N	%
Open access (i.e. open to all)	9	53
Self-referral (open to people who meet criteria)	4	24
Referral from another body	2	12
Membership	7	41
Other, please specify	3	18

Question 35

Do you have a maximum number of people who can access your pantry?

Base Those who have a food pantry service (17)	N	%
No	11	65
Yes, please specify number	6	35

Question 36

Do you have a limit to the length of time a person can access your pantry (e.g. number of weeks or months)? If so, what is the length?

Base Those who have a food pantry service (17)	N	%
No	16	94
Yes, please specify length	1	6

Question 37

Please select the days of the week the food pantry/ies are open. Please select all that apply.

Base Those who have a food pantry service (17)	N	%
Mondays	3	18
Tuesdays	5	29
Wednesdays	10	59
Thursdays	11	65
Fridays	7	41
Saturdays	1	6
Sundays	0	0
Days vary	0	0

Question 38

And at what times of the day are the food pantry/ies open? Please select all that apply.

Base Those who have a food pantry service (17)	N	%
Mornings	10	59
Afternoons	10	59
Evenings	0	0
Times vary	2	12

Question 39

Do people accessing these have to live within certain areas of Edinburgh?

Base Those who have a food pantry service (17)	N	%
No, the service is for anyone living within or outwith Edinburgh	2	12
No, they can live anywhere in Edinburgh	2	12
Yes, they must live within certain area/s of Edinburgh	7	41
Yes, they must live in close proximity to a specific location	6	35

Question 40

Please select which area/s or location/s in Edinburgh residents can live to access your services.
Please select all that apply.

Base Those who selected 'Yes' to Question 39 (13)	N	%
Almond	1	8
City Centre	1	8
Craigentenny / Duddingston	2	15
Forth	3	23
Inverleith	1	8
Leith	3	23
Leith Walk	2	15
Liberton / Gilmerton	1	8
Portobello / Craigmillar	2	15
Sighthill / Gorgie	2	15
Other, please specify	6	46

Other areas: EH4 only, Lochend, Restalrig, Pilton, Granton, Stockbridge, Gracemount, Anywhere, Stenhouse – Saughton.

Question 41

Please tell us more about any variations in opening times, referral types, or access arrangements for these different food pantries.

Open text questions will be analysed separately.

Question 42

Are there any other ways you provide single food items in Edinburgh? This is not through a food bank or food pantry. If so please describe this service below.

Open text questions will be analysed separately.

Question 43

How many different meal services do you provide?

	N	%
Base Those who provide a meal service (18)		
One service or project within Edinburgh	10	56
More than one service or project within Edinburgh	8	44

Question 44

What is/are the name/s of your meal services?

Open text questions will be analysed separately.

Question 45

Where do you get the food items from?

Open text questions will be analysed separately.

Question 46

Where do people eat the meals? Please select all that apply.

	N	%
Base Those who provide a meal service (18)		
In a community venue	17	94
To take away	9	50
In temporary accommodation	3	17
In their own homes	6	33

Question 47

How do people access these meals? Please select all that apply.

Base Those who provide a meal service (18)	N	%
Open access (i.e. open to all)	16	89
Self-referral (open to people who meet criteria)	3	17
Referral from another body	3	17
Membership	1	6
Other, please specify	2	11

One 'other' response detailed that people could be provided with a meal to take away while another said people can access meals through a community or place, e.g. community freezers.

Question 48

Please select the days of the week you provide meals.

Base Those who provide a meal service (18)	N	%
Mondays	9	50
Tuesdays	11	61
Wednesdays	8	44
Thursdays	10	56
Fridays	11	61
Saturdays	2	11
Sundays	2	11
Days vary	1	6

Question 49

Do people accessing these have to live within certain areas of Edinburgh?

Base Those who provide a meal service (18)	N	%
No, the service is for anyone living within or outwith Edinburgh	13	72
No, they can live anywhere in Edinburgh	3	17
Yes, they must live within certain area/s of Edinburgh	0	0
Yes, they must live in close proximity to a specific location	2	11

Question 50

Please select which area/s or location/s in Edinburgh residents can live to access your services.
Please select all that apply.

Base Those who selected 'Yes' to Question 49 (2)	N
Pentland Hills	1
Portobello / Craigmillar	1
Sighthill / Gorgie	1

Question 51

Please tell us more about any variations in opening times, referral types, or access arrangements for these different meal services.

Open text questions will be analysed separately.

Question 52

Are any of the following provided in languages other than English, including BSL? Please select all that apply.

Base All (38)	N	%
Signage/labelling relating to food	3	8
Promotional posters/leaflets	10	26
Interaction with staff members/volunteers (i.e. where staff/volunteers can speak languages other than English)	18	47
None of these are provided in languages other than English	17	45

Question 53

Which, if any, of the following languages (other than English) are provided for? Please select all that apply.

Base All (38)	N	%
Arabic	14	37
Bengali	3	8
British Sign Language	2	5
Cantonese	6	16
Hindi	2	5
Mandarin	2	5
Polish	12	32
Punjabi/ Panjabi languages	2	5
Scottish Gaelic	0	0
Spanish	6	16
Urdu	3	8
Other, please specify	26	68

Question 54

Does your food provision focus on supporting any of the following groups? Please select all that apply.

Base All (38)	N	%
Lone parent families	13	34
Families in which a child has a disability	12	32
Families with 3 or more children	12	32
Families in which the youngest child is younger than 1 year	12	32
Families from an ethnic minority background	14	37
Families in which the mother is aged less than 25	12	32
Older adults	14	37
People with disabilities or long-term health conditions	13	34
People from a black or minority ethnic background	14	37
People experiencing homelessness	17	45
Anyone in crisis	30	79
None of these groups	4	11
Don't know	0	0

Question 55

How can your service users access the following additional, non-food related supports? Please select one option for each support type.

Base All (38)	Our organisation provides this support		Another organisation provides this support at our venue e.g.drop-in service		We promote the support on offer by other organisations e.g. Through posters or leaflets		We signpost people to other organisations for this support		We make referrals to other organisations for this support		None of these options	
	N	%	N	%	N	%	N	%	N	%	N	%
Welfare advice	7	18	9	24	2	5	14	37	4	11	2	5
Debt advice services - priority/non-priority debt	5	13	10	26	3	8	13	34	5	13	2	5
Housing support	4	11	9	24	5	13	15	39	3	8	2	5
Advocacy	4	11	7	18	3	8	16	42	3	8	5	13
Employability support	12	32	4	11	2	5	12	32	3	8	5	13
Mental health support/counselling	8	21	3	8	3	8	16	42	5	13	3	8
Energy advice	6	16	8	21	5	13	11	29	2	5	6	16
Energy tokens	13	34	3	8	2	5	8	21	1	3	11	29
Cash grants	5	13	2	5	2	5	10	26	2	5	17	45
Bursaries	0	0	2	5	2	5	8	21	4	11	22	58

Question 56

Please share any challenges you experienced in offering and/or delivering additional support services:

Open text questions will be analysed separately.

Question 57

Please share any suggested improvements for how people can access additional support services:

Open text questions will be analysed separately.

Question 58

Do you collect any monitoring information about the people who use your food services? Please select all that apply.

Base All (38)	N	%
Numbers of people provided with food	34	89
Numbers of people signposted to other support (benefits, employment etc)	5	13
Numbers of people provided directly with other support along with food (benefits, employment etc)	9	24
Information about demographic groups e.g. age, sex, ethnicity	14	37
Information about whether they have or someone in the household has a disability or long-term health condition	9	24
Information about whether they are experiencing homelessness	11	29
Details about their household- numbers and ages of adults and children	14	37
Full names	20	53
Addresses	19	50
Email addresses	12	32
Don't know	0	0
We do not collect any of the above information	3	8

Question 59

In your food service provision do you have processes in place to ensure the following? Please select an answer option for each of the three statements.

Base All (38)	Yes		No		Don't know	
	N	%	N	%	N	%
Nutritional standard of food provided	26	68	8	21	4	11
Hygiene of food provision	37	97	1	3	0	0
Carbon footprint of food provision	8	21	25	66	5	13

Question 60

What training do you offer your workforce involved in providing food services? Please select an answer option for each of the three statements.

Base All (38)	For all workforce		For some staff and some volunteers		For staff, but not volunteers		For volunteers but not staff		None		Don't know	
	N	%	N	%	N	%	N	%	N	%	N	%
Nutrition training	8	21	6	16	3	8	1	3	18	47	2	5
Elementary (or higher) Food Hygiene qualifications	17	45	16	42	4	11	0	0	1	3	0	0
Climate action e.g. carbon reduction	2	5	4	11	1	3	0	0	28	74	3	8

Question 61

In what order of priority would you be interested in your workforce exploring the following through Menu for All Network events? Please arrange the following answer options into rank order from 1-9, 1 being highest priority and 9 being lowest priority.

Base All (37)	1-3 (Highest)		4-6 (Medium)		7-9 (Lowest)		Avg. place
	N	%	N	%	N	%	
Local growing and local producers	10	27	10	27	17	46	4.5
Minimising food waste and packaging	10	27	15	41	12	32	4.7
Climate action	8	22	8	22	21	57	3.8
Nutrition and nutritional standards	9	24	16	43	12	32	4.7
Food hygiene	9	24	17	46	11	30	4.8
Taking a cash-first approach/ providing crisis support	8	22	14	38	15	41	4.5
Providing holistic support e.g. welfare rights, cost of living crisis, mental health	21	57	10	27	6	16	6.3
Developing workforce with resources to support people experiencing poverty	18	49	12	32	7	19	6.2
Taking a trauma informed and responsive approach	18	49	9	24	10	27	5.7

Question 62

Is there anything else you would like to tell us about your provision of emergency and community food services in Edinburgh?

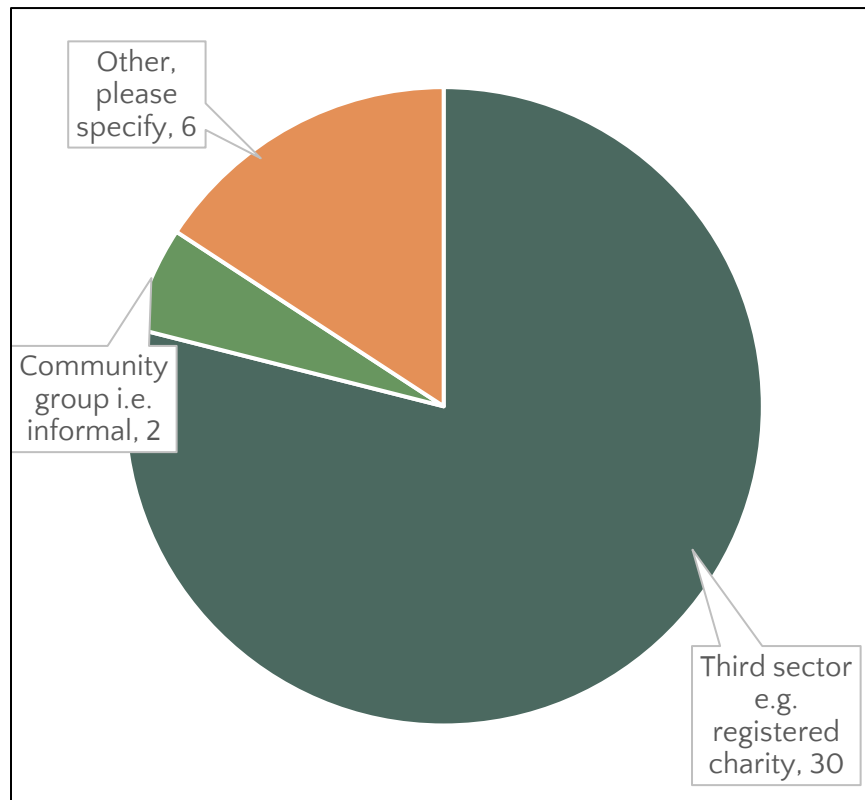
Open text questions will be analysed separately.

Appendix B: Survey respondents

Types of organisation

The majority of survey respondents, 30, are from the third sector e.g. registered charities (Figure B1). A further two respondents are from community groups while six used the 'other, please specify' option to describe themselves in their own words. They included two churches, two schools and two social enterprises.

Figure B1: Which of the following organisation types best describes yours?



Base: All (38)

Funding

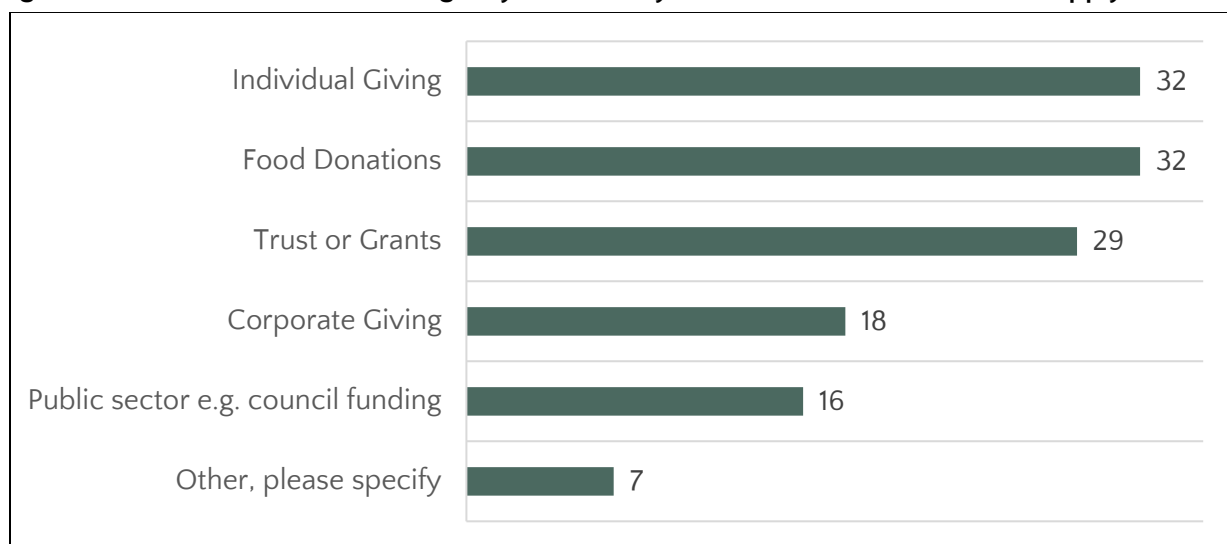
Respondents were asked to specify sources of funding they currently receive (Figure B2).

Individual giving is the most prevalent source of funding, with 32 of 38 respondents selecting this. Next was funding from trusts or grants, selected by 29 of 38 respondents. 18 respondents are supported through corporate giving while 16 are supported through the public sector (e.g. Council funding).

Seven respondents provided an 'other' response, however one was another term for individual giving and another was naming a specific type of grant. Additional 'other' responses which did not fit into the category answer options were member fees, internal funding, and revenue from sales.

Of the 38 emergency and community food providers, 32 are receiving food donations.

Figure B2: What source/s of funding do you currently receive? Please select all that apply.



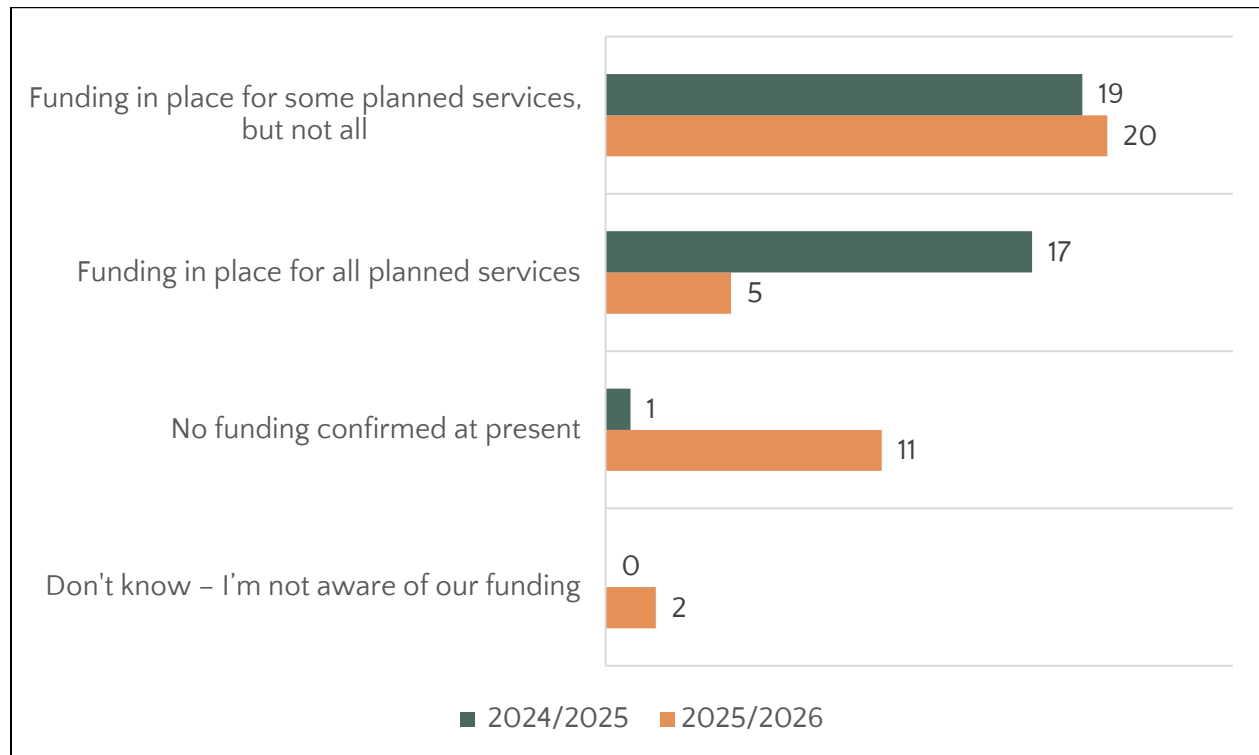
Base: All (38).

The survey contained two questions to ascertain some context around the sustainability of organisations and their confirmed funding (figure B3).

For the 2024/25 period, the majority of survey respondents have funding in place for some planned services, but not all (19). Fewer have funding in place for all planned services (17). Only one respondent has no funding confirmed at present for this current financial year.

Further ahead, for the 2025/26 period, most have funding in place for some planned services, but not all (20). A minority have funding in place for all planned services (5), whilst 11 have no funding confirmed at present.

Figure B3: What is the status of this funding for...?



Base: All (38, NB: One organisation did not answer for 2024/25).

Workforce

The size and composition of the workforce varies across organisations providing emergency food provision. However, one component remains constant across all organisations. Every survey respondent has volunteers within their service.

Their number of volunteers ranges from two to 2,000. The total number of volunteers across all 38 services is 4,281. The number for each respondent may be down to organisation size, but it is also affected by how organisations classify and count their volunteers. Some may look to their volunteer databases, others to active volunteers. Official statistics on volunteering are largely compiled by asking people if they volunteer through population surveys.²⁰ The important

²⁰ See [National Volunteering Profile - Volunteer Scotland](#)

consideration for stakeholders of emergency and community food is the organisations providing responding to the survey are all engaging volunteers.

Turning to paid staff within their workforces, out of the 38 survey respondents, 20 have fixed-term staff. The number of fixed-term staff ranges from one to 30. The total number of fixed term staff is 92 across the 20 organisations. Most organisations have permanent staff; 32 organisations have a total of 577 permanent staff. This ranges from one member of staff to 210 members of staff, depending on the size of the organisation.

Appendix C: Ward population estimates

Name	Area	Population ²¹
City of Edinburgh	Council Area	514,543
Almond	Ward	34,967
City Centre	Ward	33,106
Colinton / Fairmilehead	Ward	24,468
Corstorphine / Murrayfield	Ward	23,401
Craightinny / Duddingston	Ward	29,097
Drum Brae / Gyle	Ward	23,638
Forth	Ward	32,036
Fountainbridge / Craiglockhart	Ward	23,937
Inverleith	Ward	30,357
Leith	Ward	23,531
Leith Walk	Ward	33,173
Liberton / Gilmerton	Ward	37,672
Morningside	Ward	32,094
Pentland Hills	Ward	32,336
Portobello / Craigmillar	Ward	33,693
Sighthill / Gorgie	Ward	30,902
Southside / Newington	Ward	36,132

²¹ [Population estimates are from the 2022 Scotland Census \(scotlandscensus.gov.uk\)](https://www.scotlandscensus.gov.uk)

Appendix D: Locations of food banks and food pantries

Table D.1: Postcodes of Food Banks

Provider	Bank name	Postcode	SIMD*
Edinburgh City Mission	Foodbank+	EH6 5JX	1
Community One Stop Shop	Broomhouse Pantry	EH11 3UU	1
SE Edinburgh Foodbank	SE Edinburgh Foodbank	EH17 8AS	1
Edinburgh Food Project	Craigmillar community hub	EH16 4EA	1
Holy Trinity Church of Scotland, Edinburgh	Holy Trinity Foodbank	EH14 2SL	1
Edinburgh City Mission	Foodbank+	EH5 2NW	2
St. Salvador's Scottish Episcopal Church	St. Salvador's Community Food Initiative	EH11 3QX	2
Edinburgh Food Project	Foodbank and Money Advice Service	EH5 2JQ	2
Edinburgh Food Project	Foodbank and Money Advice Service	EH1 2PW	2
Edinburgh North East Foodbank	Edinburgh North East Foodbank	EH6 6BS	2
Tynecastle High School	Breakfast club and food bank	EH11 2ND	2
Edinburgh City Mission	Foodbank+	EH17 7NX	3
Edinburgh Old Town Development Trust	The Crannie	EH8 8BE	3
Edinburgh Food Project	Foodbank and Money Advice Service	EH4 7BS	4
Edinburgh Food Project	Foodbank and Money Advice Service	EH30 9RA	4
Edinburgh Food Project	Foodbank and Money Advice Service	EH3 6NE	5
Edinburgh Food Project	Foodbank and Money Advice Service	EH16 5HW	5
Edinburgh City Mission	Foodbank+	EH8 9NZ	5
Edinburgh City Mission	Foodbank+	EH10 4JU	5
Edinburgh City Mission	Foodbank+	EH7 6UB	5

*Scottish Index of Multiple Deprivation quintile

Table D.2: Postcodes of Food Pantries

Provider	Pantry name	Postcode	SIMD*
Spartans Community Foundation	Roots Shoots and Scores	EH4 4NL	1
Community Renewal Trust	Pennywell Pantry	EH4 4PJ	1
Community One Stop Shop	Broomhouse Pantry	EH11 3UU	1
Community Alliance Trust	GreenHouse Pantry	EH16 4BG	1
Richmond Cafe Project	Thursday Fair Share	EH16 4PA	1
Gracemount Primary School	Gracemount Community Pantry	EH16 6FD	1
Fresh Start	Fresh Start Pantry	EH4 4BR	1
The Salvation Army	Free Food Friday	EH5 1BZ	1
Edinburgh North East Foodbank	Leith Pantry	EH6 6BJ	1
The Ripple Project	Cyrenians Pantry	EH7 6DZ	1
Community Renewal Trust	Hays Pantry	EH16 4QR	1
Cyrenians	Cyrenians Community Pantry	EH17 8EU	1
Cyrenians	Cyrenians Community Pantry	EH7 6DZ	1
The Welcoming Association	The Welcoming Community Fridge	EH11 2TT	2
St. Salvador's Scottish Episcopal Church	St. Salvador's Community Food Initiative	EH11 3QX	2
Hibernian Community Foundation	Partnered with Cyrenians	EH7 5QC	2
SHRUB Coop	Zero Waste Hub – Food Sharing	EH3 9AF	3
Cyrenians	Cyrenians Community Pantry	EH11 2DZ	3
Cyrenians	Cyrenians Community Pantry	EH17 7LB	3
Cyrenians	Cyrenians Community Pantry	EH8 8BE	3
Dalmeny Kirk and Queensferry Parish Churches	Dalmeny Pantry Ferry Fridge	EH30 9TT	4
Spartans Community Foundation	Roots Shoots and Scores	EH5 2HF	4
Dalmeny Kirk and Queensferry Parish Churches	Dalmeny Pantry Ferry Fridge	EH30 9NS	5
Spartans Community Foundation	Roots Shoots and Scores	Popup locations	n/a
Spartans Community Foundation	Roots Shoots and Scores	Popup locations	n/a

*Scottish Index of Multiple Deprivation quintile



Authors-

Mhairi McFarlane

mhairi@diffleypartnership.co.uk

Megan Dickson

megan@diffleypartnership.co.uk

Shannon Connolly

shannon@diffleypatnership.co.uk

Fiona Hutchison

fiona@diffleyparntership.co.uk

From many voices to smart choices