

South West Locality Committee

10am, Thursday, 29 November 2018

Locality Performance Dashboard

Item number	8.1
Report number	
Executive/routine	
Wards	
Council Commitments	

Executive Summary

This report provides an overview of locality performance measures for the period April to September 2018 inclusive for the service areas where power has been delegated to Locality Committees to monitor performance. The overview is presented as a dashboard which has been developed with Locality Managers.

Locality Performance Dashboard

1. Recommendations

- 1.1 It is recommended that members of the Locality Committee:
 - 1.1.1 Note the locality performance measures detailed in the locality dashboard.

2. Background

- 2.1 The Terms of Reference for the Locality Committee detail the delegated functions for which the committee is responsible.
- 2.2 A performance framework to support these functions was presented at the April 2018 meeting.
- 2.3 In line with the proposed performance framework, a locality dashboard for the period April 2017 to March 2018 was reported to the June 2018 committee meeting.
- 2.4 At the June 2018 meeting, the committee agreed that the dashboard would reflect bi-annual performance, with the next dashboard reporting performance in the period April 2018 to September 2018.

3. Main report

- 3.1 The locality dashboard for the reporting period April to September 2018 is detailed in Appendix 1 and contains measures for the following service areas:

Community Safety	Street cleansing & open space
Lifelong learning services	Parks & green spaces
Traffic Management and roads	
- 3.2 Neighbourhood Environment Program projects (Public Realm) will be presented on the 2018/19 full year performance dashboard. An annual, rather than six-month summary provides a more accurate comparative overview, due to variations in project scale and in development and delivery timescales.
- 3.3 Additional locality level information regarding Parks and Greenspace quality assessment are detailed in the [Parks Quality Report 2018](#).

4. Measures of success

- 4.1 This report provides the Locality Committee with an overview of locality performance to support the delegated function as outlined in section 5 of the Membership, Remit and Terms of Reference.

5. Financial impact

- 5.1 The costs of implementing locality performance reporting are contained within existing budgets.

6. Risk, policy, compliance and governance impact

- 6.1 There are no perceived risks associated with this report.

7. Equalities impact

- 7.1 Locality performance reporting will support the monitoring of equalities outcomes and the protected characteristics within the locality.

8. Sustainability impact

- 8.1 There are no adverse environmental implications arising from this report.

9. Consultation and engagement

- 9.1 Locality performance reporting will continue to be developed in collaboration with Elected Members, Heads of Service and Locality Managers.

10. Background reading/external references

- 10.1 [Membership and Terms of Reference](#)
- 10.2 [Locality Performance Reporting](#), SW Locality Committee 24 April 2018
- 10.3 [Locality Performance Dashboard](#) SW Locality Committee 19 June 2018
- 10.4 [Parks Quality Report 2018](#)

Andrew Kerr

Chief Executive

Contact: Laurence Rockey, Head of Strategy and Insight

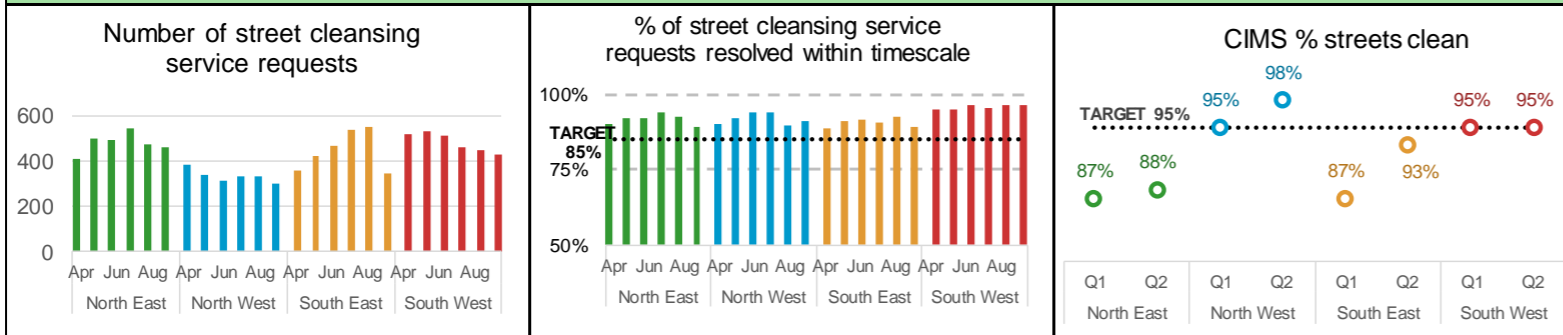
E-mail: Laurence.rockey@edinburgh.gov.uk | Tel: 0131 469 3493

11. Appendices

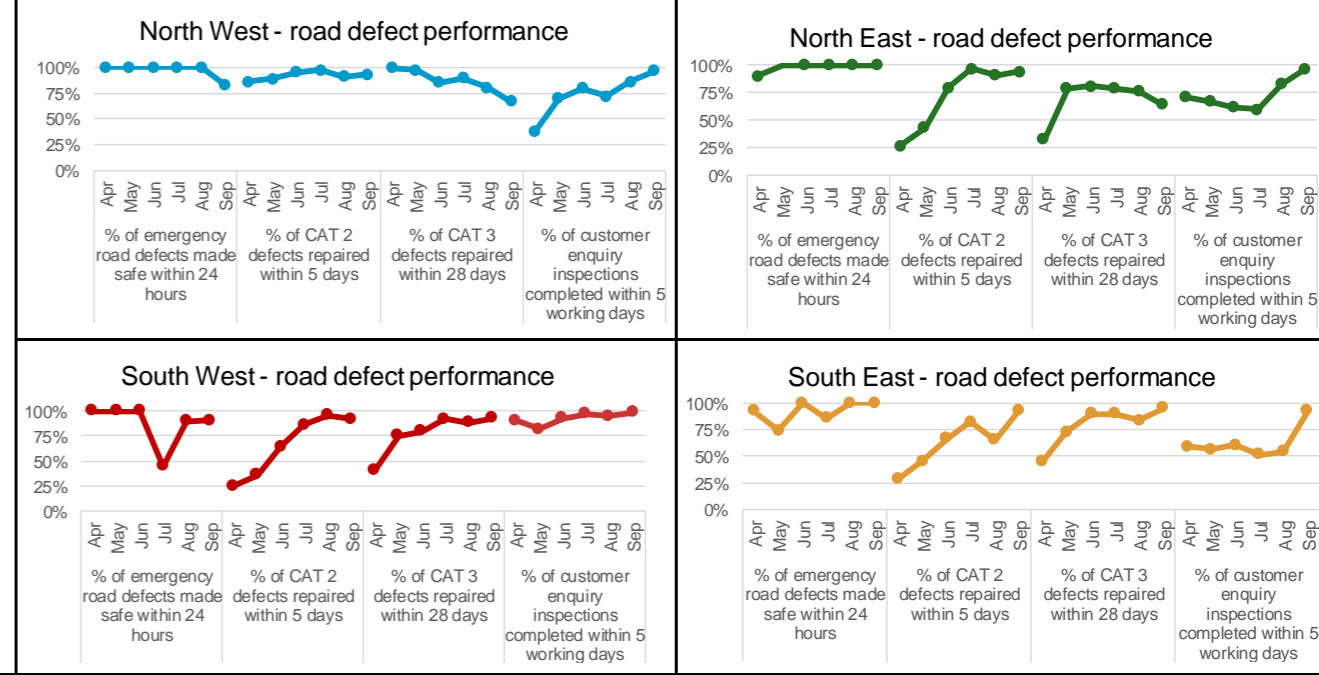
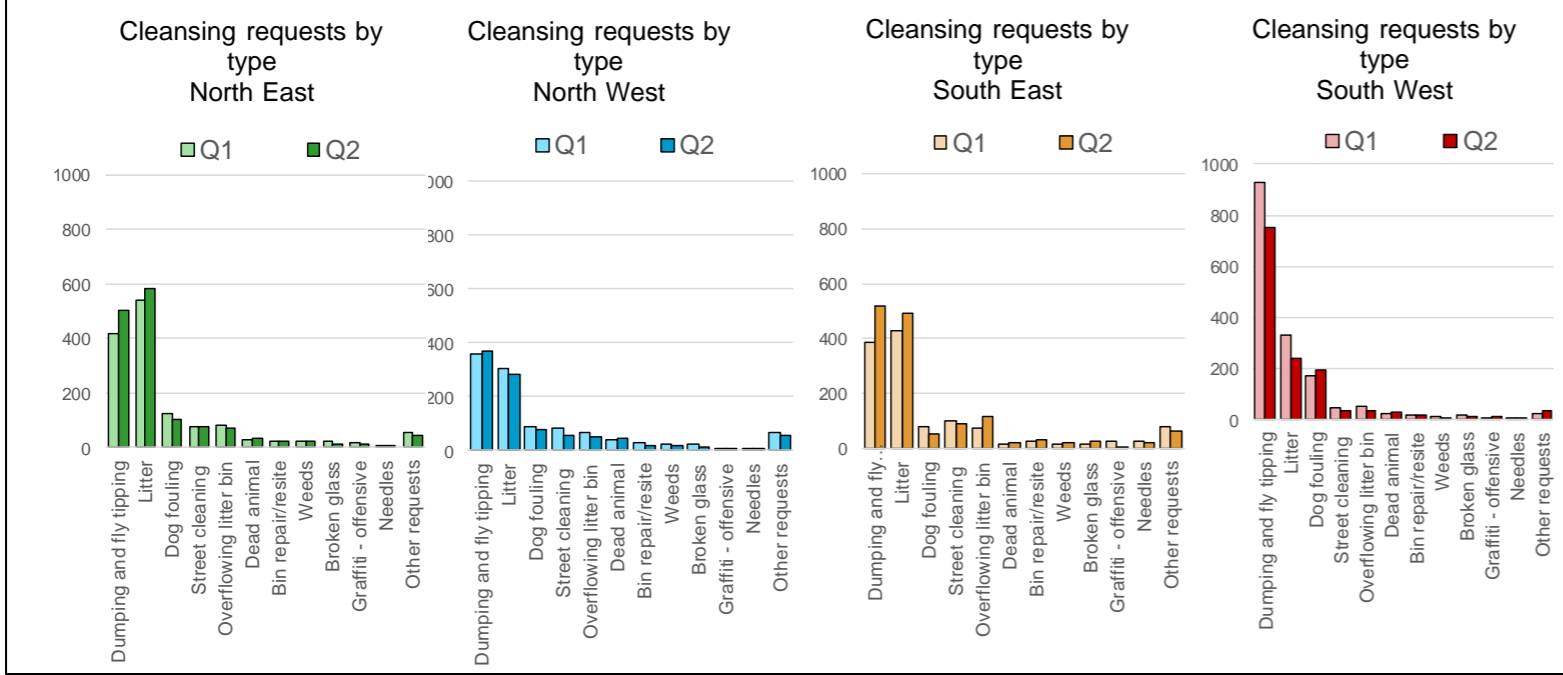
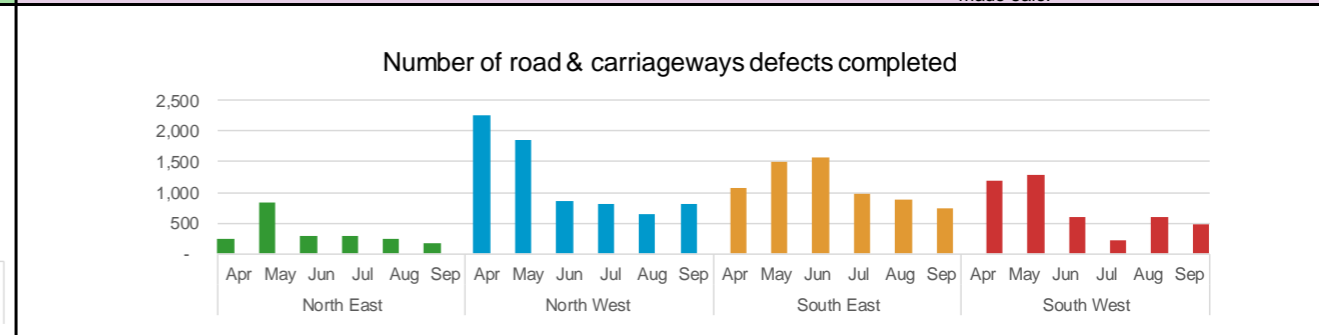
Locality Performance Dashboard Q1 & Q2 2018/19

April 2018 - September 2018

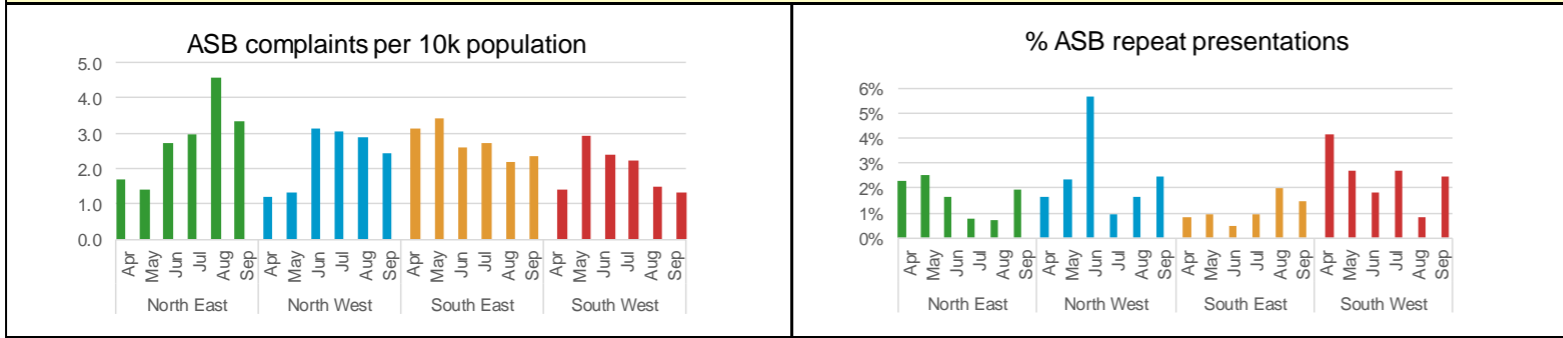
Street cleansing & open space maintenance




Traffic management, roads and parking * * new measures - performance measured from time of inspection to repair/made safe.



Community Safety - Antisocial Behaviour (ASB)



Parks and Greenspace



Lifelong Learning Services

