
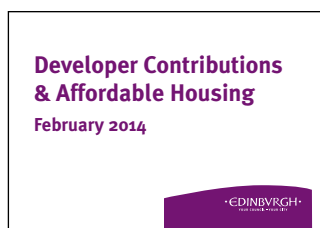

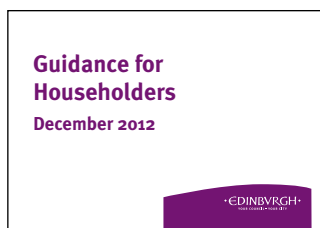
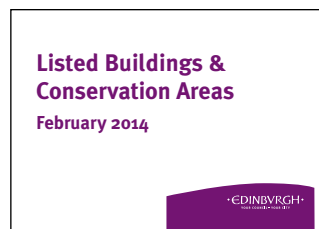
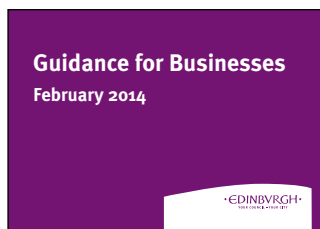


Guidance for Businesses

February 2014

Guidance for Businesses



Misc: Student Housing, Communications Infrastructure, Open Space Strategy etc.

Who is this guidance for?

This guidance is intended to assist businesses in preparing applications to change the use of a property or carry out physical alterations.

Policy Context

This document interprets policies in the *Edinburgh City Local Plan*. Relevant policies are referenced in each section and should be considered alongside this document.

For properties in the rural west, the *Rural West Edinburgh Local Plan* sets out the equivalent provision.

Further Information

If you require any further information or clarification after reading this document, please visit our website at www.edinburgh.gov.uk/planning or contact the Planning Helpdesk on 0131 529 3571.

Listed Buildings and Conservation Areas

If the building is listed or located within a Conservation Area, guidance on *Listed Buildings and Conservation Areas* must also be considered. Additionally, boxes throughout this guideline give specific information relating to Listed Buildings and Conservation Areas. To check whether your property is listed or located within a conservation area, the Council's *online map* can be used.

Business Gateway

Business Gateway offers businesses free practical help and guidance. Whether you're starting up or already running a business, we provide access to business support and information services.

To get more information on how we can help your business, or to book an appointment with our experienced business advisers please contact our Edinburgh office.

For more information on how Business Gateway can help your business see page 20.

Contact details:

Business Gateway (Edinburgh Office)
Waverley Court
4 East Market Street
Edinburgh
EH8 8BG
Tel: 0131 529 6644

Email: bglothian@bgateway.com

Web: www.bgateway.com

This guidance was initially approved in December 2012 and incorporates additional text on short stay commercial leisure apartments approved in February 2013, and minor amendments approved in February 2014.

	Page		Page		Page
Do I Need Planning Permission?	4	Changing to a Food or Drink Use	8	Altering a Shopfront	13
Planning Permission		When is planning permission required?		Understanding your shopfront	
What is a change of use?		Changing a shop to Class 3 use or hot food takeaway		Context	
Listed Buildings and Conservation Areas		Selling cold food for consumption off the premises		New Design	
What Other Consents Might Be Required?	5	What should I do if it is permitted development?		Paint and Colour	
Listed Building Consent		What to consider if planning permission is required		Security	
Advertisement Consent		Protecting Shops		Blinds and Canopies	
Building Warrant		Restaurants, cafés, snack bars and other Class 3 Uses		Automatic Teller Machines	
Road Permit		Hot food takeaways		Air Conditioning and Refrigeration	
Licensing		Public houses, entertainment venues and hotels outwith Class 7 (Hotels and Hostels)		Signage and Advertisements	20
Table and Chairs Permit		Ventilation		Projecting and Hanging Signs	
Biodiversity		Design		Fascia	
Trees		Noise		Princes Street	
Changing a Residential Property to a Commercial Use	6	Changing a Commercial Unit to Residential Use	11	Directional Signs	
When is planning permission required?		When is permission required?		Guest Houses	
Using your home as a guest house		What to consider if planning permission is required		Business Gateway	22
Short Stay Commercial Leisure Apartments		Protected shops			
Private day nurseries		Amenity			
Running a business from home		Design			
What should I do if it is permitted development?		Retain the shopfront			
What to consider if planning permission is required		Simple contemporary design			
Amenity		Residential appearance			
Road safety and parking		Consider the privacy of residents			
Parking in gardens					
Flatted properties					
Conditions					

Do I need Planning Permission?

Planning Permission

Planning permission is required for many alterations, additions and changes of use. However, some work can be carried out without planning permission; this is referred to as 'permitted development'. Permitted development rules are set out in legislation.

Common enquiries are set out in the relevant chapters of this document and [The City of Edinburgh Council website](#). The Planning Helpdesk can also be contacted for further information or informal clarification.

If you believe your building work is 'permitted development', you can apply for a [Certificate of Lawfulness](#). This is a legal document from the Council which confirms that the development is lawful and can go ahead.

What is a change of use?

Most properties are classified under categories known as a 'Use Class'. For example, shops are grouped under Class 1 and houses under Class 9. Some uses fall outwith these categories and are defined as 'sui generis', meaning 'of its own kind'. This is set out in [The Use Classes \(Scotland\) Order 1997 \(Amended in 1998\)](#).

Moving to a different use class is known as a change of use and may require planning permission, although some changes between use classes are allowed without planning permission. Planning permission is not required when both the present and proposed uses fall within the same 'class' unless there are specific restrictions imposed by the council. [The Scottish Government Circular 1/1998](#) contains guidance on use classes.

Listed Buildings and Conservation Areas

Fewer alterations are considered to be permitted development and most changes to the outside of a building, including changing the colour, require planning permission. More information on other consents which may be required is included on the next page.

What Other Consents Might Be Required?

Listed Building Consent

Listed building consent is required for works affecting the character of listed buildings and also applies to the interior of the building and any buildings within the curtilage. Planning permission may also be required in addition to Listed Building Consent. If your building is listed, specific guidance on [Listed Buildings and Conservation Areas](#) must also be considered along with this document.

Advertisement Consent

Advertisements are defined as any word, letter, model, sign, placard, board, notice, awning, blind, device or representation, whether illuminated or not, and employed wholly or partly for the purpose of advertisement, announcement or direction.

While many advertisements require express consent, certain types do not need express consent as they have 'deemed consent'. You can check this by consulting [The Town and Country Planning \(Control of Advertisements\) \(Scotland\) Regulations 1984](#) or by seeking advice at the Planning Helpdesk. Advertisements displayed in accordance with the advert regulations do not require planning permission.

Building Warrant

Converted, new or altered buildings may require a [building warrant](#), even if planning permission

is not required. Please contact Building Standards for more information on 0131 529 7826 or email buildingwarrant.applications@edinburgh.gov.uk.

Road Permit

You must get a permit from the Council if you want to carry out work in or occupy a public street. A [road permit](#) will be required if forming a new access or driveway or if placing a skip or excavation in a public road. It will also be required for scaffolding or to occupy a portion of the road to place site huts, storage containers, cabins, materials or contractors plant, to put up a tower crane or to operate mobile cranes, hoists and cherry pickers from the public highway. For more information contact the Areas Roads Manager in your [Neighbourhood Team](#) for more information.

Licensing

Some activities, such as the sale and supply of alcohol or late hours catering, require a licence. Please contact [Licensing](#) for more information on 0131 529 4208 or email licensing@edinburgh.gov.uk.

Table and Chairs Permit

If your business sells food and drink you may be able to get a permit from the Council to put tables and chairs on the public pavement outside your business.

A [tables and chairs permit](#) allows you to put tables and chairs on the public pavement between 9am and 9pm, seven days a week and is issued for either six or twelve months. For more information please email tables.chairs@edinburgh.gov.uk or phone 0131 529 3705.

Biodiversity

Some species of animals and plants are protected by law. Certain activities, such as killing, injuring or capturing the species or disturbing it in its place of shelter, are unlawful. It is also an offence to damage or destroy a breeding site or resting place (or obstruct access to).

If the presence of a European Protected Species (such as a bat, otter or great crested newt) is suspected, a survey of the site must be taken. If it is identified that an activity is going to be carried out that would be unlawful, a license may be required.

More information on European Protected Species, survey work and relevant licenses is available on the [Scottish Natural Heritage website](#).

Trees

If there are any trees on the site or within 12 meters of the boundary, they should be identified in the application. Please refer to the [Edinburgh Planning Guidance on Trees and Development](#) for advice.

All trees in a Conservation Area or with a Tree Preservation Order are protected by law, making it a criminal offence to lop, top, cut down, uproot wilfully, damage or destroy a tree unless carried out with the consent of the council. The planning Helpdesk can be contacted for more information on 0131 529 3550 or email planning@edinburgh.gov.uk.

Changing a Residential Property to a Commercial Use

What does this chapter cover?

Changes of use to:

- guest houses
- short stay commercial leisure apartments
- private day nurseries
- running a business from home

The Council provides separate guidance on change of use to Houses in Multiple Occupation (HMOs). This guideline is not intended to address new hotel development which is covered by the Edinburgh City Local Plan Emp 5 – Hotel Development.

Where an extension to a residential property is required to then run a business from home, please refer to the Householder Guidance to understand what permissions are required to do this.

When is planning permission required?

Some activities within a residential property can be undertaken without requiring planning permission.

What should I do if it is permitted development?

If you believe planning permission is not required, you can apply for a *Certificate of Lawfulness* for legal confirmation.

Some common enquiries are given below. Please contact the Planning Helpdesk for more information or clarification or email planning@edinburgh.gov.uk.

Using your home as a guest house

Planning permission will not be required for the use of a house as a bed and breakfast or guest house if:

- The house has less than four bedrooms and only one is used for a guest house or bed and breakfast purpose
- The house has four or more bedrooms and no more than two bedrooms are used for a guest house or bed and breakfast purpose

Planning permission will always be required if a flat is being used as a guest house or bed and breakfast, regardless of the number of rooms.

Short Stay Commercial Leisure Apartments

The change of use from a residential property to short stay commercial leisure apartments may require planning permission. In deciding whether this is the case, regard will be had to:

- The character of the new use and of the wider area
- The size of the property
- The pattern of activity associated with the use including numbers of occupants, the period of use, issues of noise, disturbance and parking demand, and
- The nature and character of any services provided.

Private day nurseries

The change of use from a residential property to a private day nursery requires planning permission.

Where child minding is undertaken from a residential property, whether a change to a private day nursery has occurred will be assessed on a case by case basis. Consideration will be given to the number of children, the frequency of activity and the duration of stay. The criteria under 'Running a business from home' should also be considered.

Running a business from home

Proposals which comply with all the following may not need planning permission, but always check with the council first.

- There should be no change in the character of the dwelling or the primary use of the area. For example signage, display of commercial goods, increased pedestrians and vehicular movements, noise etc.
- There should be no more than the parking of a small vehicle used for commercial and personal purposes within the curtilage of a dwelling house.
- Any ancillary business should not be detrimental to the amenity of the area by reason of noise, vibration, smell, fumes, smoke, ash, dust, or grit.
- There should be no impact on the amenity or character of the area as a result of visitors or deliveries to the property.

- The primary use of the property must be domestic and any members of staff on the premises should have no impact on the amenity and character of the property.

What to consider if planning permission is required

Policy Hou 6

Sets out the exceptional circumstances when a use can be changed from housing. However, if the criteria below are met, the loss of a single unit will be considered acceptable as an exception.

- a) the property provides a poor living environment which could not readily be improved
- b) the proposal is for a use that will benefit the local community without loss of amenity for neighbouring residents.

Policy Hou 8

Sets out when uses will not be permitted in predominately residential or mixed use areas i.e. uses which would have a materially detrimental effect on the living conditions of nearby residents.

Amenity

Proposals for a change of use will be assessed in terms of their likely impact on neighbouring residential properties. Factors which will be considered include background noise in the area and proximity to nearby residents.

In the case of short stay commercial leisure apartments, the Council will not normally grant planning permission in respect of flatted properties where the potential adverse impact on residential amenity is greatest.

In the case of private day nurseries, whether nearby residential uses overlook the garden will also be considered. This is due to the potential for increased noise to those households.

Road Safety and Parking

Car parking requirements must comply with the. This defines the levels of parking that the Council Parking Standards will permit for new development and depends on the scale, location, purpose of use and the number of staff. Parking levels will also be dependant on the change of use and proximity to public transport.

The existing on-street parking and traffic situation will be important considerations in this assessment. The location should be suitable to allow people and deliveries to be dropped-off and collected safely. This is especially important for children going to and from a private day nursery. The potential impact on vulnerable road users – cyclists and pedestrians – will also be a consideration.

Parking in Gardens

The provision of new car parking should have regard to character and setting of the property and should normally preserve a reasonable amount of front garden. In a conservation area parking in the front garden would only be considered if there was an established pattern and it was part of the character of the area. Parking in the front garden of a listed

building is not likely to be supported and there is normally a presumption against loss of original walling and railings and loss of gardens. Further information on the design of parking in gardens can be found in the Guidance for Householders.

Flatted Properties

Change of use in flatted properties will generally only be acceptable where there is a private access from the street. Nurseries must also benefit from suitable garden space.

Conditions

If a proposal has the potential to result in impacts then these should be addressed at the outset so they can be considered by the case officer. Examples of information that may be required include:

- An acoustic report if there is potential for noise impact.
- Details of ventilation systems if the application has the potential to create odour problems, and details of the noise impact of any proposed ventilation system.
- Details of any plant and machinery
- Details of attenuation measures if structure-borne and air-borne vibrations will occur.

Changing to a Food or Drink Use

What does this chapter cover?

Uses such as:

- Restaurants, cafes and snack bars (Class 3)
- Hot food takeaways (Sui Generis)
- Cold food takeaways which are classed as a shop (Class 1)
- Public houses and bars (Sui Generis)
- Class 7 uses (hotels and hostels) licensed or intending to be licensed for the sale of alcohol to persons other than residents or persons other than those consuming meals on the premises. i.e. with a public bar.

It does not include:

- Class 7 uses (hotels and hostels) without a public bar.

When is planning permission required?

Some food and drink uses do not require planning permission. Information on some common enquiries is given on this page. Please contact the Planning Helpdesk on 0131 529 3550 for further information or informal clarification.

Changing a shop to Class 3 use or hot food takeaway

Planning permission is required for a change of use from a shop to a hot food takeaway or to a Class 3 use, such as a café or restaurant. Whether this change has, or will occur will be determined on a case by case basis. Regard will be given to: concentration of such uses in the locality, the scale of the activities and character and appearance of the property. Other considerations are the impact on vitality and viability, the effect on amenity and potential road safety and parking problems.

Selling cold food for consumption off the premises

Businesses selling cold food for consumption off the premises, such as sandwich bars, fall within Class 1 shop use. If the building is already in use as a shop then permission is not required.

Some secondary uses alongside the main uses also do not need permission; this is dependant on the scale of the activity.

Ancillary uses which are not likely to require planning permission in addition to a Class 1 shop use are:

- The sale of hot drinks
- The provision of one microwave oven and/or one soup tureen
- Seating constituting a very minor element to the overall use. The limit will vary according to the size and layout of the premises
- An appropriately sized café in a larger unit, such as a department store, if it is a relatively minor proportion of the overall floorspace and operates primarily to service the shop's customers.

What should I do if it is permitted development?

If you believe planning permission is not required, you can apply for a *Certificate of Lawfulness* for legal confirmation.

What to consider if planning permission is required

Protecting Shops

Policies Ret 8-11

Set out which locations a non-shop use is acceptable. These policies should be considered if a shop will be lost as part of the changes. In some areas of the City, the loss of a shop use will not be permitted. In other areas, certain criteria must be met.

Policy Hou 8

sets out when uses will not be permitted in predominantly residential or mixed use areas.

Policy Ret 12

Sets out when food and drink establishments will not be permitted.

Restaurants, cafés, snack bars and other Class 3 Uses

Proposals will be supported in principle in the following locations:

- Throughout the Central Area
- In designated shopping centres
- In existing clusters of commercial uses, provided it will not lead to an unacceptable increase in disturbance, on-street activity or anti-social behaviour to the detriment of the living conditions of nearby residents.

Proposals in predominantly housing areas will not normally be permitted.

Hot Food Takeaways

With the exception of proposals within areas of restriction (shown on the next page), proposals will be supported in principle in the following locations:

- Throughout the Central Area
- In designated shopping centres
- In existing clusters of commercial uses, provided it will not lead to an unacceptable increase in disturbance, on-street activity or anti-social behaviour to the detriment of the living conditions of nearby residents.

Proposals in the areas of restriction will only be accepted if there will be no adverse impact upon existing residential amenity caused by night-time activity. Where acceptable, this will normally be controlled through conditions restricting the hours of operation to 0800 to 2000.

Proposals in predominantly housing areas will not normally be permitted.

Where a restaurant's trade is primarily in-house dining but a minor element is take-away food then this still falls within the Class 3 use. Where take-away is a minor component of the business it will not require planning permission.

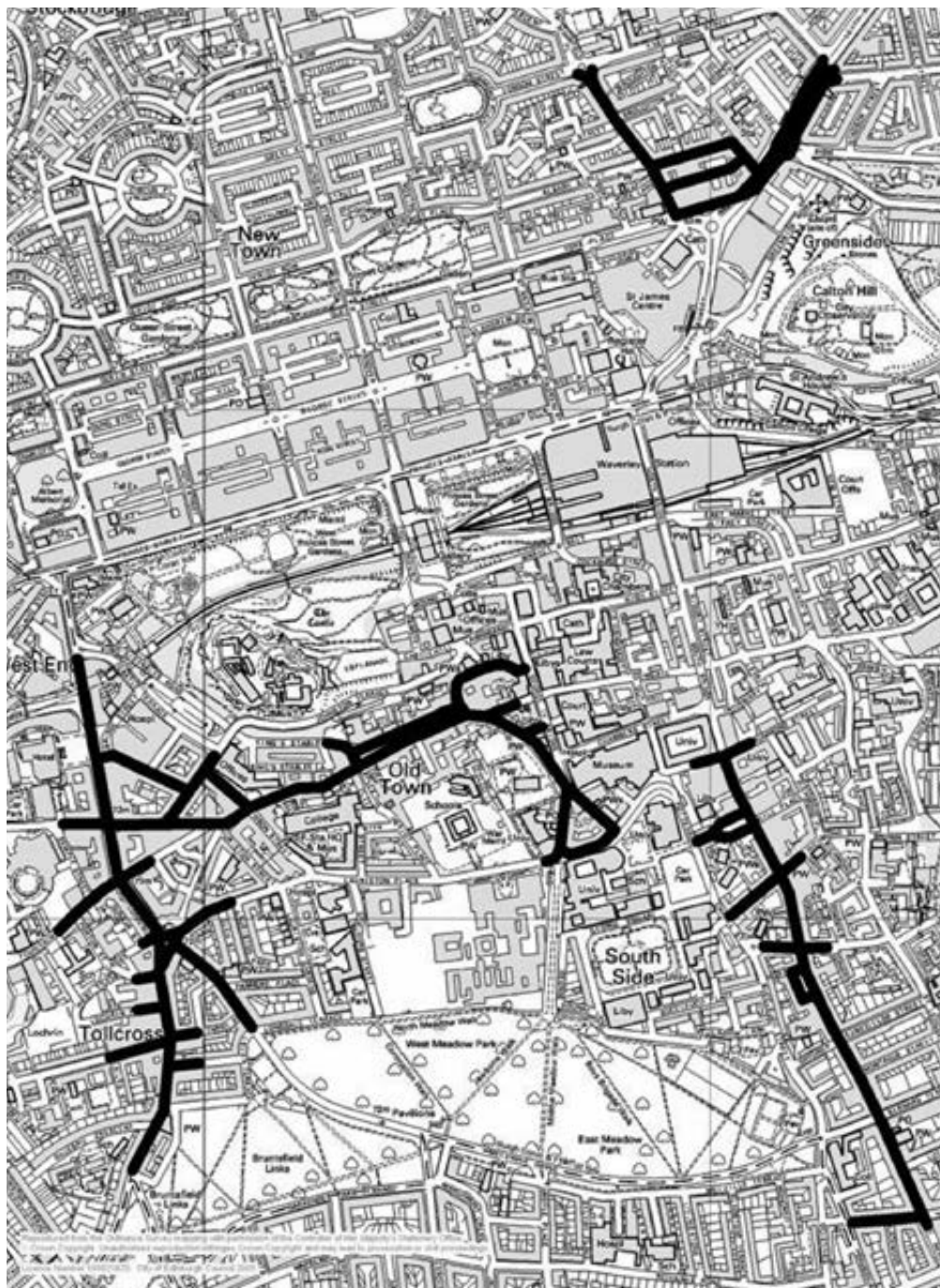
Public houses, entertainment venues and hotels outwith Class 7 (Hotels and Hostels)

In all locations, these uses should be located so as to impinge as little as feasible on residential surroundings. Accordingly, such developments, with the exception of public houses designed as part of a new build development, will not be allowed under or in the midst of housing¹

There will be a presumption against new public houses and entertainment venues in the areas of restriction (shown on Page 10). Proposals for extensions to venues in the areas of restriction will only be accepted if there will be no adverse impact of the residential amenity caused by night time activity.

Proposals in predominantly housing areas and residential side streets will not normally be permitted.

[1] "Under or in the midst of housing" means a) where there is existing residential property above the application site or premises; or b) where there is existing residential property immediately adjoining two or more sides of the building or curtilage comprising the application site. "Residential property" means dwelling houses, flats or houses in multiple occupancy and includes any vacant units.



Ventilation

If the use is acceptable in principle, establishments with cooking on the premises must satisfy ventilation requirements to ensure that they do not impinge on the amenity of the residential area or other neighbourhoods.

An effective system for the extraction and dispersal of cooking odours must be provided. Details of the system, including the design, size, location and finish should be submitted with any planning application. A report from a ventilation engineer may also be required where it is proposed to use an internal route in an existing building for ventilation ducting.

The ventilation system should be capable of achieving 30 air changes an hour and the cooking effluvia ducted to a suitable exhaust point to ensure no cooking odours escape or are exhausted into neighbouring premises.

Conditions shall be applied to ensure the installation of an effective system before any change of use is implemented, and/or the restriction of the form and means of cooking where necessary.

On a listed building or in a conservation area, the use of an internal flue should be explored before considering external options. The flue would need planning permission and listed building consent in its own right.

Design

Any external duct should be painted to match the colour of the existing stonework to minimise its visual impact.

Location

Ventilation systems should be located internally. Where this is not practicable, systems located to the rear may be considered.

Noise

Conditions may be put in place to ensure that there is no increase in noise that will affect the amenity of the area.

The map identifies areas of restriction. These are areas of mixed but essentially residential character where there is a high concentration of hot food takeaways, public houses and entertainment venues.

Changing a Commercial Unit to Residential Use

When is permission required?

Planning permission is required to convert a business to a house or flat. Permission will also be required for physical alterations to any external elevation. Listed building consent, where relevant, may also be required.

What to consider if planning permission is required

Protected shops

Policies Ret 8-11

set out when a non-shop use is acceptable. They should be considered if a shop will be lost as part of the changes.

In some areas of the city, the loss of a shop use will not be permitted. In other areas, certain criteria must be met. These policies should be considered for more information.

Amenity

Policy Hou 5

Sets out the criteria to be met by proposals to convert to residential use.

Applications for a change of use will need to prove that the quality and size of accommodation created is satisfactory.

Units with insufficient daylight will be unacceptable; proposals should fully meet the council’s daylight requirements in its Guidance for Householders. Basement apartments with substandard light will only be accepted where the remainder of the created unit represents a viable unit in its own right with regards to adequate daylight.

Dwelling sizes should meet the following minimum requirements and exceeding these standards is encouraged. Rooms such as en-suite facilities and utility rooms do not contribute to the minimum gross floor area. Provision of cycle and waste storage is encouraged and may be required in some instances.

Number of Bedrooms	Minimum Gross Floor Area (sq m)
Studio	36
1 (2 persons)	52
2 (3 persons)	66
2 (4 persons)	81
3 (4 persons)	81
Larger Dwellings	91

Design

New designs should be of a high quality and respect their context

1. Consider the architectural or historic merit of the shopfront and its context and identify an appropriate design from one of the following three basic approaches.

Retain the shopfront



Henderson Street

Retaining the existing shopfront and adapting it for residential use is a simple method of conversion and ensures the property fits well within its context. Where the shopfront is of architectural or historic merit this will be the only appropriate design.

A design which retains the shop front could be used in residential areas or within a row of shops.

Simple contemporary design



Royal Park Terrace

Simple contemporary designs are often the most successful. The existing structural openings should be retained and any features of architectural or historic merit retained and restored. High quality materials should be used.

A simple contemporary design could be used in residential areas or within a row of shops.

Residential appearance

Conversions with a residential appearance are rarely successfully achieved. Attention should be paid to structural openings, materials and detailing to ensure the new residential property does not stand out from its context.

Windows which are a version of those on the upper floors in terms of proportions, location and detail are usually most appropriate. Doors should relate to the scale of the building and should not result in a cluttered appearance.

Paint work should be removed to expose the stone or toned to match the building above.

A design with a residential appearance may be appropriate in residential areas but not within a row of shops.



Consider the privacy of residents

To create privacy within the property, shutters or moveable screens behind the window could be considered as an alternative to frosted glass. Where considered acceptable, frosted glass should not occupy more than 50% of the height of the window. Retaining recessed doors also provides a degree of separation from the street. Metal gates could also be added.

Altering a Shopfront

There should always be a presumption to improve, where possible, a poor shopfront.

Understanding your shopfront

Policy Des 12 sets out the principles for altering a shopfront

1. Consider the period of the building and the style of the shopfront

Shopfronts come in many styles, reflecting the different periods of architecture in Edinburgh. Those of architectural merit or incorporating traditional features or proportions should be retained and restored.

2. Determine whether there are any original or important architectural features or proportions which need to be retained

The pilasters, fascia, cornice and stallriser form a frame around the window and should be retained. Recessed doorways, including tiling, should not be removed. Original proportions should be retained.



Pilasters



Cornice



Stallriser

3. Identify any inappropriate additions which should be removed

Large undivided areas of plate glass can be appropriate within a small shopfront, however over a larger area can appear like a gaping hole over which the upper storeys look unsupported.

Large deep fascia boards and other claddings should be removed and any original features reinstated.



Deep Fascia



Proportions



Cladding

Good Example

At 37-41 Nicolson Street, Edinburgh, restoration work has been carried out to remove modern additions and unveil the original Victorian shopfront of 'McIntyre's Drapery Stores'. Architectural features, including the cornice, pilasters and glazing bars have been exposed. Views into the store have now been opened up and the shop is more noticeable in the street.



Context

Shopfronts should be designed for their context

1. Consider the relationship of the frontage to the rest of the street

The relationship of the frontage to the established street pattern should be considered, particularly in terms of fascia and stallriser height and general proportions. Alterations should preserve and strengthen the unity of the street.



One shopfront across two separate buildings will not normally be acceptable as it disrupts the vertical rhythm of the facades above.



2. Consider the relationship to features on the upper floors

Where units have a narrow frontage and vertical emphasis, they should retain their individual integrity, rather than attempting to achieve uniformity with adjoining properties.



Good Examples



St Stephen Street



William Street



Grassmarket

New Design

New designs should be of a high quality and respect their surroundings

1. Identify the features or proportions which will need to be retained or restored

The pilasters and frame should be retained, even if the rest of the frontage is not of sufficient quality to merit retention.

Poorly designed fascias and pilasters do not make up a well composed frame. Pilasters should not be flat to the frontage and fascias should not exceed one-fifth of the overall frontage height or be taken over common staircases. Stallrisers should be in proportion to the frontage.

Cornice which continues from the adjacent frontages will require to be restored. No part of the frontage should be located above this.

2. Consider the design and materials to be used

Where a new frontage is considered appropriate, there is no particular correct style. Modern designs will be considered acceptable providing they incorporate high quality materials, are well proportioned, and retain any features of architectural merit.

Reproduction frontages should be based on sound historical precedent in terms of archival evidence or surviving features.

Appropriate spacing and cornice should be used to create a visual break between the frontage and the building above.

Good Examples



Barclay Place



Bread Street

In general, natural and traditional materials, such as timber, stone, bronze, brick and render should be used. These should be locally sourced from renewable or recycled materials, wherever possible. Frontages clad in incongruous materials will not be acceptable.

Paint and Colour

When is permission required?

Planning permission, and where relevant listed building consent, will be required to paint a building which is listed or within a conservation area, including a change of colour.

Planning Permission will not be required to paint an unlisted building out with conservation areas. However the painting and colour of a building should reflect its character and the area.

Good Example



Victoria Street

Listed Buildings and Conservation Areas

Paint

Unpainted stonework and other good quality materials should not be painted.

Colour Schemes

The creation of a strong identify for a business must come second to an appropriate balance with the context. Colour schemes should clarify the architectural form and not apply alien treatments and design. The most successful are simply schemes which employ only one or two colours.

Muted or dark colours are preferable.

Uniform Appearance


Coordinated paint schemes are encouraged and should be retained where present. In particular, common details, such as arches and pilasters, should have a uniform treatment. Similar lettering and signage should also be used.

The range of colours within a block should be limited.

Security

1. Determine whether a security device is necessary and consider alternative solutions

Security devices should not harm the appearance of the building or street. Toughened glass or mesh grilles could be used as an alternative to security shutters.



2. If a device is considered acceptable, consider its location in relation to the window

Where shutters are not common within the immediate area, they should be housed internally, running behind the window.

Elsewhere, shutters should be housed behind the fascia or a sub-fascia.

Shutters should not be housed within boxes which project from the front of the building.




3. Identify an appropriate shutter design

Solid roller shutters are unacceptable. They do not allow window shopping at night, the inability to view the inside of the shop can be a counter security measure and they tend to be a target for graffiti.



Roller shutters of the non-solid type may be acceptable in a perforated, lattice, brick bond or open weave pattern. Shutters made up of interlocking clear polycarbonate sheets running externally to the glass may also be acceptable.



Where there is evidence of early timber shutters, they should be restored to working order or replaced to match.



Listed Buildings and Conservation Areas

Externally mounted shutters will not be considered acceptable.

The most appropriate security method is toughened glass. Internal open lattice shutters or removable mesh grilles may also be acceptable.

Metal gates are most appropriate on recessed doors.

Shutters should be painted an appropriate colour, sympathetic to the rest of the frontage and immediate area.

Blinds and Canopies

1. Consider whether a blind or canopy is appropriate on the building

Blinds and canopies should not harm the appearance of the building or street.

Traditional projecting roller blinds, of appropriate quality, form and materials, will be considered generally acceptable

Dutch canopies will not be acceptable on traditional frontages where important architectural elements would be obscured.

Listed Buildings and Conservation Areas

Dutch canopies will not be acceptable on listed buildings or in conservation areas.

Blinds and canopies will not be considered acceptable on domestic fronted buildings.

Solar glass and film are acceptable alternative methods of protecting premises from the sun, providing they are clear and uncoloured.

2. If acceptable, consider the location of the blind or canopy

Blinds and canopies should fold back into internal box housings, recessed within the frontage. They must not be visually obtrusive or untidy when retracted.



Boxes housing blinds and canopies that project from the building frontage will not be acceptable.

Blinds and canopies will not be acceptable above the ground floor level.



3. Determine an appropriate design and materials

Blinds and canopies must be made of high quality fabric. Shiny or high gloss materials in particular will not be supported.

An advert, including a company logo or name, on a blind or canopy will need advertisement consent.



Automatic Teller Machines

1. Consider whether an ATM will be acceptable

ATMs should not impact upon the character of the building or area.

Free standing ATMs add to street clutter and will not be considered acceptable.

ATMs may be considered acceptable when integrated into a frontage, providing no features of architectural or historic interest will be affected and the materials and design are appropriate.

2. If acceptable, consider the location, design and access

Consideration should be given to pedestrian and road safety. Terminals should be sited to avoid pedestrian congestion at street corners and narrow pavements. The assessment of the impact on road safety will include any potential increase in the number of vehicles stopping, visibility and sightlines.

The use of steps for access to ATMs should be avoided and the units should be suitable for wheelchair access.

Where ATMs are removed, the frontage should be reinstated to match the original.

Listed Buildings and Conservation Areas

Consideration should first be given to locating the ATM internally. For guidance on internal alterations, consider the Listed Buildings and Conservation Area guidance.

Externally, ATMs should be located in a concealed position on the façade, within an inner vestibule or on a side elevation.

ATMs should not be fitted to finely detailed façades or shopfronts of historic or architectural merit. They will not be acceptable where stone frontages, architectural features or symmetry will be disturbed. New slappings (knocking a hole through a wall to form an opening for a door, window etc) will be discouraged.

Only one ATM will be allowed on the exterior of any building.

Where acceptable, the ATM should not be surrounded by coloured panels or other devices and signage should not be erected. The ATM and any steps or railings, where necessary, should be formed in high quality materials and be appropriate to the area. Surrounding space should match the façade in material and design.

Permissions Required

ATMs which materially affect the external appearance of a building require planning permission. Listed building consent may also be required for an ATM on a listed building. In addition, advertisement consent may be required for any additional signage.

Air Conditioning and Refrigeration

Location

Air conditioning and refrigeration units should not be located on the front elevation or any other conspicuous elevations of buildings, including roofs and the flat roofs of projecting frontages.

It will normally be acceptable to fix units to the rear wall. These should be located as low as possible.

Design

Units should be limited in number, as small as practicably possible and painted to tone with the surrounding stonework or background.

Listed Buildings and Conservation Areas

The preferred location for units on listed buildings and within conservation areas are:

- standing within garden or courtyard areas (subject to appropriate screening and discreet ducting)
- Within rear basement areas
- Inconspicuous locations on the roof (within roof valleys or adjacent to existing plant). However, in the New Town Conservation Area and World Heritage Site, aerial views will also be considered.
- Internally behind louvers on inconspicuous elevations. This should not result in the loss of original windows.

Where it is not practicably possible to locate units in any of the above locations, it may be acceptable to fix units to the wall of an inconspicuous elevation, as low down as possible.

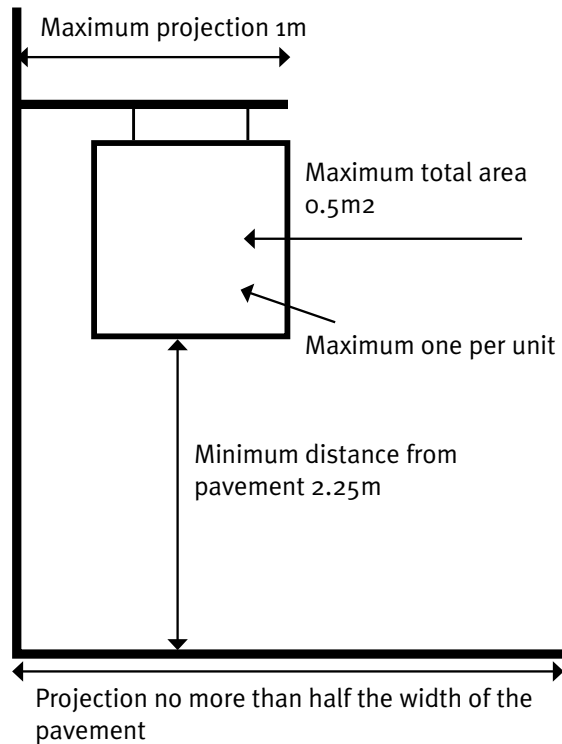
Units should be limited in number, as small as practicably possible and painted to tone with the surrounding stonework or background.

Ducting must not detract from the character of the building.

Signage and Advertisements

1. Consider the scale, location and materials of the advertisement and any lettering

High level signage is not normally considered acceptable.



NB. Dimensions may be reduced for smaller frontages

Projecting and Hanging Signs

Traditional timber designs are most appropriate on traditional frontages.



Fascia

Box fascia signs applied to existing fascias are not considered acceptable.

Individual lettering should not exceed more than two thirds the depth of the fascia, up to a maximum of 450mm.



Princes Street

Projecting signs and banners will not be permitted. Illumination must be white and static.

Listed Buildings and Conservation Areas

Signage obscuring architectural details is not acceptable.

Signage should be timber, etched glass or stainless steel; synthetic materials are not appropriate.

Signage should harmonise with the colour of the shopfront.

Letters must be individual and hand painted.

On buildings of domestic character, lettering or projecting signs are not acceptable. Guidance on alternative signage is given on the next page.

2. Consider an appropriate method of illumination

External illumination will only be acceptable if unobtrusive.

Individual letters should be internally or halo lit. Discreet spotlights painted out to match the backing material or fibre optic lighting may also be acceptable. Illumination must be static and no electrical wiring should be visible from outside of the premises. White illumination is preferable.

Projecting signs should only be illuminated by concealed trough lights.

Listed Buildings and Conservation Areas

Swan neck lights, omni-lights on long arms or trough lights along the fascia will not normally be acceptable. Letters should be halo or internally lit.

3. Consider alternative advertisements

Internal Advertisements

Advertisements behind the glass should be kept to a minimum to allow maximum visibility into the premises.



Directional Signs

Advance directional signs outwith the curtilage of the premises to which they relate are not acceptable unless particular circumstances justify a relaxation.

Guest Houses

Houses in residential use (Class 9) but with guest house operations should not display signs, except for an official tourism plaque or a window sticker.

For properties operating solely as a guest house (Class 7), any pole signs located in front gardens should not exceed 0.5sq metres in area.

Listed Buildings and Conservation Areas

Basement properties

Basement properties may be identified by a name plate or modest sign on the railings, or where they don't exist, discreet and well designed pole mounted signs may be acceptable.



Buildings of domestic character

On buildings of domestic character, identification should consist of a brass or bronze nameplate, smaller than one stone. Where the building is in hotel use, consideration will be given to painted lettering on the fanlight or a modest sign on the railings.

Business Gateway

If you are thinking about starting up in business, have recently started, or are already running a business then Business Gateway can help.

Business Gateway provides free information, advice and guidance to businesses of all sizes.

If you want to meet with someone face-to-face to discuss your business ideas then you can make an appointment to see one of our experienced business advisers by contacting the Edinburgh office.

As well as advice from a professional adviser, you can also develop your business skills by going along to our free local training workshops.

Business Gateway runs workshops across Edinburgh. These cover a wide range of topics from finance and planning, to marketing and using social media. A full list of workshops can be viewed online at www.bgateway.com/events.

Business Gateway can also provide a wide range of research and information on market intelligence, news reports, property & land searches, statistics & demographics, company lists, company reports, credit reports, web analytics and much more. This information can be easily accessed from www.bgateway.com or by calling our national helpline on 0845 609 6611.





Want to give us your feedback?

We would like to know what you think of this Guidance for Businesses document.
Your feedback will help us make it clearer and more useful when we review it.
Please tear off and post this feedback survey using the freepost address.

1 What did you use this document to do?

- Prepare an application submission Decide what to do with a property Comment on an application Other (please use box to specify)

Please give any further details (if appropriate):

2 How easy to understand was this document?

- Very easy Fairly easy Fairly difficult Very difficult Don't know

Please give details:

3 How did you access this document?

- Paper copy Online copy Both paper and online

4 Which of these best describes you? (Please only choose one option)

- Member of the public Community Group Planning consultant / Architect Developer

If posting, use this address to avoid the need for a stamp:

Development Planning
FREEPOST RSJS – UBAT – GHYL
Mailpoint G3
City of Edinburgh Council, Waverley Court, 4 East Market Street,
Edinburgh, EH8 8BG



HAPPY TO TRANSLATE

ترجمہ آسان ہے۔ ترجمہ کرنے سے ہمیں بہت کچھ ملتا ہے۔

يمكننا انجمن الترجمة. MOŻEMY PRZETŁUMACZYĆ 快樂而輕詳

You can get this document on tape, in Braille, large print and various computer formats if you ask us. Please contact ITS on 0131 242 8181 and quote reference number 12-0930. ITS can also give information on community language translations. You can get more copies of this document by calling 0131 529 3900.